

# Jesus Teaches in a Synagogue

Luke 4:14-21



### Worship Theme:



Jesus helps hurting people.

### Weaving Faith Into Life:



Kids will thank God for helping them when they are hurting.

Session Sequence	What Children Will Do	Supplies
<b>1</b> Let's Praise God! (up to 25 minutes)	<b>Sing</b> <ul style="list-style-type: none"> <li>• "Joyful, Joyful, We Adore Thee"</li> <li>• "My God Is"</li> <li>• "God Loves Us So"</li> <li>• "Jesus Loves Me"</li> <li>• "Jesus Is Alive"</li> <li>• "All That I Am" (Psalm 103:1)</li> </ul>	<b>KidsOwn Worship Kit:</b> KidsOwn Worship DVD <b>Classroom Supplies:</b> Video equipment, chalkboard or whiteboard

## Preschool

Session Sequence	What Children Will Do	Supplies
<b>2</b> Let's Learn the Point! (up to 25 minutes)	<b>Helping Others' Hurts</b> Care for stuffed animals, and pretend to be Jesus.	<b>Classroom Supplies:</b> Stuffed animals, blankets, first-aid kit
	<b>Jesus Came to Help</b> Explore the Bible story by acting it out.	<b>Classroom Supplies:</b> Bible
	<b>Frowns to Smiles</b> Make a craft that changes from a frowning face to a smiley face.	<b>Classroom Supplies:</b> Paper plate, two 2-prong fasteners, 6-inch yarn piece, and marker per child

**Elementary**

Session Sequence	What Children Will Do	Supplies
<b>2</b> Let's Learn the Point! <i>(up to 25 minutes)</i>	<b>* A Celebrity Visit</b> Talk about inviting a celebrity to visit, and explore the Bible story.	<b>Classroom Supplies:</b> Chalkboard or whiteboard
	<b>* Tears of Sadness</b> Create a wailing wall of hurting people, and see that Jesus helps them.	<b>Classroom Supplies:</b> 4 tissue-paper shapes per child, mural paper, tape, pencils, spray bottle, water
	<b>* Sharing Comfort</b> Hear about Jesus' comfort, and pass comfort on to others.	<b>Classroom Supplies:</b> Bible

Session Sequence	What Children Will Do	Supplies
<b>3</b> Let's Pray! <i>(up to 10 minutes)</i>	<b>The Offering</b> Ask Jesus to use the offering to help hurting people.	<b>KidsOwn Worship Kit:</b> <i>KidsOwn Worship DVD</i> <b>Classroom Supplies:</b> Offering bowls, video equipment
	<b>Teardrop Prayers</b> Pray for people who are hurting.	<b>Classroom Supplies:</b> Wailing wall from "Tears of Sadness" activity
	<b>Sorrow Into Dancing</b> Talk about what God turns sorrow into, and sing a praise song.	<b>KidsOwn Worship Kit:</b> <i>KidsOwn Worship DVD</i> <b>Classroom Supplies:</b> Video equipment

\* Starred activities can be used successfully with preschool and elementary children together. Customize your session to fit your needs. You can separate preschoolers and elementary children for Section 2. Or, if you keep the children all together for the entire worship session, we suggest you choose from the starred activities.

# *Jesus Teaches in a Synagogue*

*Luke 4:14-21*

News about Jesus had begun to spread. The verb tense in Luke 4:15 indicates that Jesus taught in the synagogues regularly. So this occurrence in Nazareth was not unusual because it took place; it was unusual because of what Jesus said when he taught there.

One might wonder why Jesus was allowed to teach in the synagogue. Any Jewish male was allowed to speak if he notified the leader of the synagogue in advance. The fact that the scroll of Isaiah was given to Jesus to read may be considered a coincidence, but it was more likely arranged by God.

It was customary for the Scripture reader to stand when reading from the scrolls, out of respect for God's Word. The reader then sat down and, if he so desired, commented on what he'd read. Jesus' choice of the passage from Isaiah 61:1-2 about the Messiah wasn't unusual. It was Jesus' commentary that shocked his listeners. He clearly announced that he was the promised Messiah (Luke 4:21), an idea that was not well received by those with whom he had grown up. To them he was just the son of a carpenter, not the glorious Messiah-king they were hoping for. No matter what miracles he had done or how insightfully he taught, they just could not believe that this hometown boy was the Messiah.

The qualities and actions in Isaiah 61:1-2 that Jesus ascribed to himself are the very same qualities that attract most people to Jesus. These verses tell us who Jesus came to help: the poor, the captive, the disabled, and the oppressed. He came to help all of us who are imprisoned by sin and to set us free through faith in him.

## ***Devotion for Leaders***

As we study God's Word, our relationship with Jesus will have new meaning as we discover afresh how Jesus is the very fulfillment of the Scriptures.

**Weaving Faith Into Your Life:** Re-read Luke 4:18-21. Jesus was reading from Isaiah, and he declared himself the fulfillment of these verses. What reactions do you think the people sitting at the synagogue would have had to Jesus' declaration that he was the subject of this Scripture? Read these verses again and imagine you're sitting at the feet of Jesus, listening to the Messiah himself reading. Say a prayer of praise that Jesus is a living Messiah who is the fulfillment of all Scripture.

## Why We Worship for Leaders

Isaiah prophesied that the coming Messiah would “preach good news to the poor...bind up the brokenhearted, proclaim freedom for the captives...[and] comfort all those who mourn.” Jesus did all of these things and more. Jesus is the promised Messiah. He is compassionate, kind, and loving. Jesus helps people. That is certainly good reason to worship him, the Son of God, our Redeemer and Lord, Jesus Christ.

## Easy Prep for Leaders

**Let’s Praise God!**—Make sure your video equipment is ready. Copy the text from the box in the activity (Isaiah 61:1-3a) onto a chalkboard or whiteboard.

**Tears of Sadness**—Obtain blue tissue paper, the kind that will bleed when it gets wet, which is often available through school supply stores or art supply stores. If you have time, have the children cut out teardrop shapes about 3 inches tall. Otherwise, cut three or four shapes for each child ahead of time. Tape mural paper, two or three layers thick, to the wall. The paper should be large enough for all the teardrop shapes.

**Preschool Activities**—Refer to the preschool pages for preparations.

# 1 Let’s Praise God!

Play music videos from the *KidsOwn Worship DVD* as children arrive. Greet children by name, and say to each one, “Hello! Welcome to children’s church.” When everyone has arrived,

**Say** **Hello, everyone! Welcome to children’s church. I’m so glad you’re here today. To begin our worship time together, we’re going to have a Sad Story Jamboree. Your job is to make up the saddest, funniest story you can and tell us about it. Here’s one to get you thinking.**

**One night I stayed up late decorating a wedding cake. I stayed up so late, I overslept the next day and had to rush to get the cake to the church for the wedding. I didn’t even have time to put on my clothes. I took the cake to the car, and I jumped in the car—still in my bathrobe—and took off. When I got to the church, the cake wasn’t in the car. I drove home thinking I’d forgotten it. When I got home, I saw my beautiful cake smashed in the driveway. I drove back to the church. There were the bride, the groom, and all the guests. I stood there in my bathrobe crying, and I explained that there would be no wedding cake because it had fallen off the roof of my car because I’d forgotten to put it inside the car.**

Explain to the children that they should respond by saying, “poor, poor pitiful you.” Invite several of the children to make up stories and tell them to the group. After a child shares a story, have the rest of the group respond by saying “poor, poor pitiful you.”

## Leader Skillbuilder

When you lead children in worship, look for opportunities to share examples from your life to show how your faith has helped you. For today's session, share examples of how Jesus has taught you something or helped you when you were hurting. Giving real-life examples to children will help make the session more meaningful to them.

Your involvement and guidance in your kids' lives will provide a basis for them to build their faith as they follow the example of other committed adults.

**Say** It was a lot of fun telling these sad stories, but we all know that bad things really happen to people all the time. People get hurt or they get sick or their families fight or they have trouble in school. Life isn't always easy. The good news is that Jesus came to help hurting people. Jesus helps hurting people and gives them joy. Let's sing about joy.

Sing "Joyful, Joyful, We Adore Thee."

**Say** Look what the Bible says about Jesus. Let's read the words together.

Show kids the text from Isaiah 61:1-3a on the chalkboard. Read the words aloud with the children.

"The Lord has appointed me to tell the good news to the poor.

He has sent me to comfort those whose hearts are broken, to tell the captives they are free, and to tell the prisoners they are released.

He has sent me to announce the time when the Lord will show his kindness and the time when our God will punish evil people.

He has sent me to comfort all those who are sad and to help the sorrowing people of Jerusalem.

I will give them a crown to replace their ashes, and the oil of gladness to replace their sorrow, and the clothes of praise to replace their spirit of sadness."

(Isaiah 61:1-3a, *New Century Version*)

Permission to copy this box from KidsOwn Worship® Leader Guide, Winter, granted for local church use. Copyright © Group Publishing, Inc. group.com

**Say** Jesus is all this and more. Let's sing about all that Jesus is.

 Sing "My God Is."

**Say** Think about when you were hurting, sad, or lonely. Remember how it felt to be so sad.


**Ask**

- **What comforts you when you feel sad or lonely?** (My parents; my friends; playing a game.)
- **Why do you suppose it's important to Jesus to help hurting people?** (Because Jesus wants us to be happy; because Jesus cares about us.)

**Say** I think one reason Jesus helps hurting people is because he loves us. Let's sing about Jesus' love.

 Sing "God Loves Us So."

**Say** Jesus loves us more than anyone else does. He wants to comfort us when we're sad and hurting. When bad things happen to us, we can know that Jesus is right there waiting to help us. Listen to what the Bible says happens to our sorrow when we ask Jesus for help. "You changed my sorrow into dancing" (Psalm 30:11a, NCV). Let's sing about Jesus' love again. But this time, let's dance to show that Jesus really does turn our sorrow into dancing. While you're singing and dancing, concentrate on how much Jesus loves you.

 Sing "Jesus Loves Me."

**Ask**

- **What does Jesus do to help people when they are hurting?** (He sends people to help them; he comforts them; he listens to them.)
- **How can Jesus help so many people?** (Jesus is powerful; Jesus cares about everyone; Jesus can see everyone's problems.)


**Say** When Jesus grew up and began his ministry, people wondered if he could be the Messiah that God promised all through the Old Testament. Jesus told the people that he was the one God promised to send. He was the one who would help sad people and heal sick people. He explained that he came to save people. Let's praise God because he sent Jesus to save us, and Jesus is alive today.

 Sing "Jesus Is Alive."

**Say** Think about a time you were hurting and Jesus comforted you. Let's all be very quiet for a moment. In your heart, thank Jesus for comforting you and giving you peace and joy instead of pain and sorrow. If you're hurting about something right now, tell Jesus about it. Then remember how much Jesus loves you and wants to help you. Ask Jesus to help you and give you comfort.

Pause for a moment to allow the children to pray.

**Say** Now let's praise Jesus with all our hearts, remembering that we find the source of all our joy in Jesus.

 Sing "All That I Am" (Psalm 103:1).

**Pray** Lord Jesus, we thank you for coming to our world. And we thank you for coming to help us. Sometimes we feel brokenhearted. The Bible says that you came to comfort brokenhearted people. Sometimes we feel sad. The Bible says that you came to comfort sad people. Thank you for turning our sadness into joy and dancing. In your name, amen.

## 2

**Let's Learn the Point!****Preschool Activities, pages 121-122**

At this time, have the preschool leader invite the preschoolers to go to their own room for this section of activities. Tear out the Preschool Activities page, and give it to the preschool leader. Have the preschool leader bring the preschoolers back to participate in Let's Pray! with the older children. If you prefer to keep all the children together, do the starred (\*) activities. They will work well with both elementary and preschool children.

**Elementary Activities****\* A Celebrity Visit**

**Ask** • **Who's your favorite TV or movie star? singer? sports figure?**  
(Answers will vary.)

**Say** • **Let's pretend that we can invite one famous person to come to our town and meet with us.**

**Ask** • **Who should we invite?**

Have the children vote on which celebrity they'd like to invite.

- Ask** • **How do you think we should prepare for [celebrity's name]'s visit?** (Decorate the room; have a party; clean the room.)
- **If we were to invite [celebrity's name] to our town, what do you think [he or she] would do when [he or she] came?** (Have her picture taken; eat at a fancy restaurant; sign autographs.)
- **If [celebrity's name] were to give a speech, what do you think it would be about?** (What it's like to be famous; how to get famous.)

**Say** • **It would be a lot of fun to meet and talk to a celebrity. The Bible tells us about a celebrity showing up in his own hometown. Here's what happened.**

**Jesus traveled around the countryside teaching people and healing people. He was famous. One day Jesus went to the synagogue in his hometown, a tiny little town called Nazareth. The people were excited because they'd known Jesus since he was a little boy, and they'd been hearing about all the miraculous things he had done.**

**Jesus stood up in the synagogue and opened the scroll to the book of Isaiah. He read these words.**



(continued on page 123)

# Jesus Teaches in a Synagogue

Session 9

Luke 4:14-21

## Worship Theme:



Jesus helps hurting people.

## Easy Prep for Leaders

**Frowns to Smiles**—Cut yarn into 6-inch lengths.

## Using Theo

Consider using Theophilus the FaithRetriever puppet today in these ways:

- Have Theo lead the preschoolers from the main worship area to the preschool room.
- Invent a sad story for Theo, and ask children to comfort him during “Helping Others’ Hurts.”
- See the KidsOwn Worship Kit for a puppet skit written for today’s worship session.



## Helping Others’ Hurts

You’ll need several stuffed animals, as well as blankets and a first-aid kit or a toy doctor’s kit. Invent ailments and stories about why an animal is sad, then assign an ailment or story to each stuffed animal.

Talk to the children about what’s wrong with each stuffed animal. Point out the blankets and the first-aid kit, and encourage the children to decide how to comfort each stuffed animal.

**Ask** • How do you think Jesus would help this stuffed animal?

Allow the children to help the stuffed animals by offering comforting words, by hugging the stuffed animals, or by putting bandages on them.

**Ask** • When have you been hurt?

- How does Jesus help you when you’re hurt?
- When have you been sad?
- How does Jesus help you when you’re sad?

Choose one child to pretend to be Jesus. Have “Jesus” do something to help another child who pretends to be hurting. The child pretending to be Jesus might give a hug or a pat on the shoulder. Have the children take turns pretending to be Jesus.

**Ask** • Why does Jesus help hurting people?

**Say** Jesus helps hurting people because he loves them. Jesus loves each one of us, too. Let’s say “thank you” to Jesus for helping hurting people and for loving us.

Say, “Thank you, Jesus!” with the children.

## Jesus Came to Help

Open your Bible to Luke 4:14-21.

**Say** Today our Bible story is about a time Jesus went to a synagogue. A synagogue is like a church where Jewish people go to worship God.

Let’s pretend that we’re at the synagogue on the day the Bible story tells about. Jesus had been going to different synagogues all over, and when people heard what he had to say, they were excited. They liked what Jesus said.

**Ask** • What would you think if Jesus came to our church today?

- Would you do anything special to get ready for him?

**Say** The people were excited when they saw Jesus at their synagogue. Then Jesus got up to speak.

I’ll need your help to explain what Jesus told the people. Are you ready? Here we go.

Jesus opened the big Bible scroll, and he read these words.

He said, “The Lord has put his Spirit in me. God has chosen me to tell the good news to poor people.”

Let’s show what Jesus came to do by telling each other the good news.



## Jesus Came to Help (continued)

Have the children say "Good news! Good news!" to each other.

**Say** Then Jesus read more from the big Bible scroll. He said, "God sent me to tell prisoners that they are free."

Let's show what Jesus came to do by telling prisoners they're free.

Choose one child to pretend to be Jesus. Have the other children crawl under a table, which will represent the jail. Have the child pretending to be Jesus tell the prisoner children that they're free to go. Have the children crawl out from under the table and dance around the room. Choose another child to pretend to be Jesus, and play again. Then have the children sit down on the floor again.

**Say** Then Jesus read something else from the big Bible scroll. He said, "God sent me to tell blind people that they can see again."

Let's show what Jesus came to do by telling blind people that they can see.

Choose one child to pretend to be Jesus. Have the other children pretend to be blind by closing their eyes and feeling their way around the room—make sure there are no obstacles they can run into or stumble over. Have "Jesus" put a hand on each child's shoulder and say, "You can see." Have that child open his or her eyes and jump for joy. When all the children have opened their eyes, have them sit down on the floor again.

**Say** Then Jesus read something else from the big Bible scroll. He said, "God sent me to help people who've been treated unfairly."

Let's show what Jesus came to do by helping people who've been treated unfairly.

**Ask**

- Have you ever been treated unfairly?
- How did that make you feel?

Have the children cross their arms and pout to show they feel upset about being treated unfairly. Choose one child to pretend to be Jesus. Have that child pat each child on the shoulder and say, "It's OK." Have children uncross their arms and smile. Continue until "Jesus" has helped all the children. Then have the children sit on the floor again.

**Say** Then Jesus read one more thing from the big Bible scroll. He said, "God sent me to announce the time God will show his kindness."

Let's show what Jesus came to do by announcing the time God will show his kindness.

Have the children all cup their hands around their mouths and call out, "God is showing his kindness."

**Say** Then Jesus closed the scroll and sat down. The people were amazed by what Jesus had said. They said good things about Jesus.

Let's all say good things about Jesus.

Have the children call out, "Jesus came to help people," "Jesus loves us," and "Jesus helps us when we're sad."

## Frowns to Smiles

Give each child a white paper plate and provide washable markers.

Encourage the children to draw eyes and a nose on the paper plate, but tell them not to draw a mouth. You'll want to give specific instructions to young preschoolers, such as, "Draw two eyes. Where do you think the eyes should go?"

Tie the yarn to the paper fasteners. Show the children how to press the paper fasteners through the paper plates to form the corners of the mouths. Help them bend back the prongs. (If you have young preschoolers, poke holes in the paper plate where the paper fasteners should go.)

**Ask**

- What does your face look like when you're sad?

Show the children how to bend the yarn into a frown.

**Ask**

- What does your face look like when you're happy?

Show the children how to bend the yarn into a smile.

**Say** Jesus helps hurting people. He helps sad, frowning people be happy, smiley people.



(continued from page 120)

Show kids the text from Isaiah 61:1-3a on the chalkboard. Have children read the first four sentences aloud.

**Say** ➤ **Jesus closed the scroll and sat down. All the people watched him very closely.**

**Ask** ➤ • **Why do you think the people watched him so closely?** (They were waiting to see what he had to say; they had heard all about his miracles and were very interested in him.)

**Say** ➤ **They watched him so closely because they were so interested in what he'd say next. They were sitting on the edge of their seats, in a manner of speaking.**

**Ask** ➤ • **Why do you suppose Jesus read this passage from Isaiah?** (Because Jesus knew these prophecies were about him; because Jesus wanted the people to see that the Scriptures were talking about him.)

**Say** ➤ **Let's find out what the Bible says. Jesus read the passage from Isaiah, then he said, "The words I just read came true as I spoke. I am the one Isaiah is talking about."**

**When the people heard this, they were amazed. Jesus was saying that he was the promised one that Isaiah had written about 700 years earlier. He was the Savior, the Messiah, the one who would heal the blind and set the prisoners free. He was the one who'd help those who'd been treated unfairly.**

**Ask** ➤ • **What do you think the people did when they heard what Jesus had to say?** (They started asking questions; they got excited and talked to each other about what Jesus said; some were angry because they thought he might be lying.)

**Say** ➤ **People were so excited they began to whisper about Jesus. They probably whispered, "That's amazing!" "Can you believe that he's Joseph the carpenter's son?" and "Didn't he grow up here in Nazareth?"**

**Ask** ➤ • **How would you have reacted to Jesus' words?** (I would be excited; I would be amazed; I would believe him.)

**Say** ➤ **The people in Nazareth were very familiar with Isaiah's writings. They'd been watching for the Messiah for hundreds of years along with all the other Jews. When Jesus said he was the one Isaiah was talking about, they knew he was saying that he was the Messiah—the one who would be their Savior. He was saying he was the one who would help hurting people everywhere. Let's learn more about how Jesus helps hurting people.**


### **Extra Impact**

If your town has produced a famous person—an astronaut, musician, or politician, for example—gather information about that person, and talk about times when the celebrity has returned to your town. Talk about what it's like to live in the town where a celebrity grew up. If possible, invite a famous person to speak to the group.

### \* *Tears of Sadness*

**Say** ➤ **Think about the people you know who are sad and hurting. I'm going to pass out some tissue-paper teardrops. The teardrops represent the tears we cry when we're sad. They're made of blue paper because we say that people are feeling blue when they're**

sad. On each one, lightly draw a symbol or write a word that'll represent a person you're thinking of. When you finish your shapes, come to the front of the room, and tape them to the mural I've set up.



Pass out the tissue-paper teardrops and pencils. Give the children four or five minutes to write on the teardrops and tape them to the mural. When all the shapes are on the mural, collect the pencils, and regain the children's attention.

**Say** This mural is called the wailing wall. It represents all the people we know who are sad and hurting. Look at this wall, and think about the people who are represented by each teardrop.

**Ask** • How do you think Jesus feels about our wailing wall and all these hurting people? (It makes Jesus sad; Jesus wants to help all the hurting people.)

**Say** Sometimes when we feel sad, we feel like we're all alone. But look at this wall. It shows that there are many, many people who feel hurt, sad, or lonely. The Bible says to be happy with those who are happy and to be sad with those who are sad. Let's be sad with those who are sad today—let's cry along with them.

Invite the children to each spray water from a spray bottle onto the wailing wall and imagine that they're crying along with the sad people represented by the teardrops. Note how the blue from the tissue paper runs onto the mural paper. Say something like, "Look how their sadness is leaking out when we cry along with these sad people."

**Ask** • What did you think when you saw the blue dye coming out of the teardrops? (It was cool to see; it reminded me of real tears.)

• How do you feel when you're sad and someone hugs you, talks to you, or cries with you? (It helps me feel better; it reminds me that someone loves me.)

**Say** The Bible tells us that when Jesus lived on earth, he cried with his friends when they were sad. When people cry with us, we feel comforted, and a little of our sadness goes away. Jesus understands when we're sad. Jesus helps hurting people, and he offers us comfort and peace. Let's learn more about the help and comfort Jesus gives to hurting people.

### \* *Sharing Comfort*

**Say** The Bible praises God for giving us comfort. Listen to what the Bible says. "Praise be to God...who comforts us in all our troubles so that we can comfort those in any trouble with the comfort we ourselves have received from God...Through Christ our comfort overflows" (2 Corinthians 1:3-5).

**Ask** • Why do you think Jesus helps hurting people? (Because he loves them; because he wants them to have joy.)

• According to the verse I read, what is it we're supposed to do? (Comfort other people; help other people who are hurting to feel better.)

### **Worship Leader Tip**

During "Tears of Sadness," be sure to protect the floor under the mural. Also, make the mural paper at least two or three layers thick to protect the wall from the tissue-paper dye.

- **Why is it good for us to comfort others with the comfort that we get from Jesus?** (Because we can help them feel better, too; because we can show them God's love.)
- **What do you think the Bible means when it says, "Through Christ our comfort overflows"?** (All our comfort comes from Jesus; we have all the comfort from Jesus that we need; Jesus' comfort never runs out.)

**Say**

**Let's see how overflowing comfort works. First, everyone needs to think of a comforting thing that Jesus might say to someone who is hurting. I'll give you a moment to think. (Pause.) OK, now that you've got a comforting thought in mind, I'll pick someone to go first. It's that person's job to start spreading his or her message of comfort through the room by saying the comforting words to other people, one at a time. As soon as someone has shared a comforting message with you, it's your job to start spreading your own message of comfort through the room. Keep spreading comfort until I tell you to stop.**

Choose a child to begin. Have the children continue sharing comforting words until you see that all the children are involved in sharing comfort. Then regain the children's attention.

**Ask**

- **How did it feel to share comfort with others?** (It made me feel good; I knew I was helping someone else.)
- **How did it feel when others shared comfort with you?** (If I was sad, I would have felt better; it reminded me that people care about me.)
- **Now what do you think overflowing comfort is?** (Comfort that can spread to everyone; comfort that everyone can have; comfort that can be shared.)
- **How do you think Jesus uses us to help hurting people?** (He brings us to them so we can help; he tells us to pray for them.)

**Say**

**Jesus helps hurting people. He offers them help for their troubles, and he comforts them when they're sad and lonely. The Bible tells us that we have a role, too. We can help by sharing the comfort Jesus gives us with others.**

**3**

## **Let's Pray!**

### *The Offering*



Play "My God Is" while you take the offering. Have the children ask Jesus to use the offering money to help hurting people.

## Teardrop Prayers

**Say** Think of the people you made teardrops for. Let's pray for them, asking Jesus to help them.

Have the children silently pray for the people they made teardrops for. If preschoolers did not make teardrops, ask them to think of someone who is sad and pray for that person.

If the teardrops aren't too wet, cut apart the mural, and have each child take a teardrop or two home as a reminder to ask God to help hurting people.


## Sorrow Into Dancing

**Say** The Bible says that God turns our sorrow into dancing.

**Ask** • What other good things might God turn your sorrow into?

**Say** Jesus helps hurting people. Jesus might turn your sorrow into joy or laughter or happiness. Let's sing "Joyful, Joyful, We Adore Thee" as a way of praising Jesus for helping us when we're sad and hurting. While you're singing, think about how great Jesus is for helping us.

 Sing "Joyful, Joyful, We Adore Thee."



## ***Encouragement for Leaders***

Dear Lord, show me how to speak to these children in a meaningful way, and let them see a reflection of you in everything I do. In Jesus' name, amen.