

Jesus Grows Up

Luke 2:39-52



Worship Theme:



Jesus is amazing.

Weaving Faith Into Life:



Children will worship Jesus because he is so amazing.

Session Sequence	What Children Will Do	Supplies
<p>1 Let's Praise God! (up to 25 minutes)</p>	<p>Sing</p> <ul style="list-style-type: none"> • "My God Is" • "He's the King" • "All Around the World" • "Praise Him" • "All That Is Good" 	<p>KidsOwn Worship Kit: <i>KidsOwn Worship DVD</i></p> <p>Classroom Supplies: Video equipment, 8x10 piece of wrapping paper per child, markers, newsprint, half sheets of paper, pens or pencils</p>

Preschool

Session Sequence	What Children Will Do	Supplies
<p>2 Let's Learn the Point! (up to 25 minutes)</p>	<p>* Do You Know? Play a game to learn how amazing Jesus is.</p>	
	<p>Find Jesus Learn the story of Jesus in the Temple by searching in a picture.</p>	<p>Classroom Supplies: Copies of "Find Jesus" (at the end of this session)</p>
	<p>Amazing Teaching Pretend to be teachers.</p>	<p>Classroom Supplies: School props</p>

Elementary

Session Sequence	What Children Will Do	Supplies
2 Let's Learn the Point! <i>(up to 25 minutes)</i>	* The Missing Child Make "Missing" posters to identify how amazing Jesus is.	Classroom Supplies: Paper, markers
	* Measuring Up Watch a video, and discuss being perfect.	Classroom Supplies: Video equipment, <i>Mary Poppins</i> movie
	One and Only Do a science experiment to see that Jesus is amazing.	Classroom Supplies: 2 clear cups per child, water, tonic water, black light

Session Sequence	What Children Will Do	Supplies
3 Let's Pray! <i>(up to 10 minutes)</i>	The Offering Offer their gifts to God and tell Jesus he's amazing.	Classroom Supplies: Offering bowl
	Amazing Prayer Use the letters of the word <i>amazing</i> to praise God.	
	I Want to Be Like Jesus Sing praises to God.	KidsOwn Worship Kit: <i>KidsOwn Worship DVD</i> Classroom Supplies: Video equipment

* Starred activities can be used successfully with preschool and elementary children together.

Customize your session to fit your needs. You can separate preschoolers and elementary children for Section 2.

Or, if you keep the children all together for the entire worship session, we suggest you choose from the starred activities.

Jesus Grows Up

Luke 2:39-52

The Bible tells us little of the time between Jesus' dedication at the Temple, when he was an infant, and the event described in this passage, when he was 12 years old. All we know of the period in between is the summary in Luke 2:40. It appears that even in light of his sinless perfection, he developed as a normal child would.

All Jewish males were supposed to worship at the Temple in Jerusalem during Passover, but not all did. Jewish women were not required to go at all. According to Luke 2:41, Mary and Joseph went every year, demonstrating their faithfulness and commitment to God. Their faithfulness indicates the type of home Jesus grew up in.

This visit to Jerusalem was significant because Jesus was 12 years old. He had likely been to the Temple to worship before, but now he was to prepare to take his place in the religious community, which would happen when he turned 13.

Modern readers of this account may consider Mary and Joseph irresponsible because they left Jerusalem without knowing that Jesus was with them. However, to understand this event, we must understand the culture. Mary and Joseph were likely traveling in a caravan with lots of other family members. It would have been easy to assume that Jesus was with cousins or other relatives for the day. Some scholars also suggest that adult men and women traveled separately in that culture and both parents could have assumed Jesus was with the other.

It is significant that Jesus was found *sitting* among the teachers. In that culture, a rabbi sat when he taught. The fact that Jesus was sitting might indicate that he was already

viewed as a teacher. Luke 2:47 states that the teachers in the Temple were impressed by what he understood and by the answers he gave. This implies that they were asking him questions as well as answering his.

It was natural that Mary and Joseph were extremely worried about Jesus after having looked for him for three or more days. Mary's questioning of him likely stemmed from exasperation and relief. It's interesting to note that Jesus' words to Mary and Joseph are the first of his words to be recorded in the Bible. His question indicates that they had perhaps been reluctant to realize that as he became an adult, he would draw closer to God, even if it meant separating from them. And Luke 2:50 reveals that they still didn't fully understand that this child they had raised was actually the Son of God.

Devotion for Leaders

Jesus' statement to Mary and Joseph that he had to be in his Father's house is an example to us that our relationship with Jesus has to be our life's main priority.

Weaving Faith Into Your Life: Re-read Luke 2:49-52. Do you think Mary should have had a better understanding of Jesus' purpose even at his young age of 12? Why or why not? As Mary watched Jesus grow, she may have forgotten some of the miraculous events of his birth. Reflect on how easy it is to get sidetracked in pursuing an intimate relationship with the Savior.

Why We Worship for Leaders

When the 12-year-old Jesus disappeared, Mary and Joseph finally found him in the Temple. Jesus told them that he had to be about his Father's business. As we become more familiar with what Jesus did during his time on earth, we need to be careful to keep sight of the fact that Jesus truly was and is amazing. He is fully God and fully man, a fact that we can know yet never completely understand. Use this worship time to remind your children and yourself that we serve a truly amazing God, who completed an amazing plan for our redemption.

Easy Prep for Leaders

Let's Praise God!—Make sure your video equipment is ready. Cut wrapping paper into 8x10-inch pieces, one for each child and one for yourself. Make sure the paper is not printed on both sides. Practice folding and unfolding a sheet of paper according to the diagrams in the activity.

Measuring Up—Cue *Mary Poppins* to Chapter 6, "Mary Poppins Arrives" (or about 30 minutes and 15 seconds into a streaming rental), where Mary Poppins takes the measuring tape out of her satchel and measures both the children and then herself. This segment lasts about two minutes.

One and Only

- Put about an inch of water in a cup for each child, and an inch of tonic water in a second cup for each child. Keep the two types of water separate.
- Darken the room by covering windows.

Preschool Activities—Refer to the preschool pages for preparations.

1 Let's Praise God!

Play music videos from the *KidsOwn Worship DVD* as children arrive. Greet children by name, and hand each one a half sheet of paper and a pencil or pen.

Say **I'm so glad you're here! I'd like you to spend a few minutes thinking about God. Please write or draw something about God that you don't understand.**

Encourage the older students to assist the younger children with this task.

When the children have finished, gather them around you.

Say **When you arrived, I asked you to think about God and something about God that you don't understand. God is so big that there is a lot we can't understand about him. That only**

In general, federal copyright laws do not allow you to use videos or DVDs (even ones you own) for any purpose other than home viewing. Your church can obtain a license from Christian Video Licensing International for a small fee. Just visit www.cvli.com or call 1-888-771-2854 for more information.

Leader Skillbuilder

Thinking about God is a very abstract task, but there are many aspects of God that children wonder about. It is not threatening to their faith development to allow children to express questions about the nature or behavior of God. Encourage children who are having difficulty with the opening activity in "Let's Praise God!" by asking them, "What is God like?" "What do you know about God?" or similar questions. Then ask them what questions their answers lead them to ask. Your efforts to help children know about God will be a blessing to their faith.

makes what we can understand more special. Today we're going to talk about how amazing Jesus is. Let's sing about some of the amazing things we do know about Jesus.

 Sing "My God Is."

Say I would like your help. Let's see how strong you are.

Ask • Who can lift my Bible? Who can lift a chair? Who can lift this table without help?

As you ask these questions, allow several children to try each task. Applaud their strength.

Ask • Can you think of anyone who might be able to do all of these things? (My dad; Superman; kids who are stronger and older than us.)

The children will probably mention sports heroes or fictional action heroes.

Say Great strength is amazing. But there are things more amazing than strength. Let's sing about what makes Jesus amazing.

 Sing "He's the King."

Ask • What are some things that a sports team might do to celebrate winning a game? (Cheer; jump around; carry the coach on their shoulders.)

• What are some big important games that happen every year? (The Super Bowl; the World Series.)

Say At the end of one Super Bowl, the whole team lifted the quarterback high and carried him all the way to the lockers. Tell someone next to you why you think they did that. Allow the children a brief time to share. Then ask for several volunteers to share what their partners told them.

When someone does a very good job, the people who are with him or her might lift the person up as a way to show the crowd that they think this person is amazing. They want the person to be lifted up for all the crowd to see.

Ask • How do you think Jesus is doing at God's business of holding everything together? (Jesus is doing a great job; everything is held together very well.)

Say One way we lift Jesus up is by bowing to him. Let's stand and sing a song about how people all around the world praise Jesus.

 Sing "All Around the World."

Let the kids sit down.

Say

Let's learn an amazing trick to help us show another way to lift Jesus up. Sometimes we get so busy that we turn the things that are important upside down, and Jesus doesn't have the proper place in our lives. As you speak, write "Jesus" on the unprinted side of a piece of wrapping paper. Write in big, bold letters with a marker. Show the kids the paper with the word upside down.

That's no way to serve an amazing God! So we have to pray about that. Fold the paper in half lengthwise by bringing the bottom half up to meet the top half. The word should be on the inside of the paper (see Diagram 1).

And ask for forgiveness for letting the wrong things become the most important. Fold the paper into quarters by bringing the right side to the left. You should now be holding the fold with your right hand (see Diagram 2).

At this point, we might feel pretty small, admitting that we've been wrong. But that's OK, because we really are sorry. Fold the paper into eighths in the same manner (see Diagram 3).

God forgives us. Lift the top flap. The folded edge should still be in your right hand, folded in quarters (see Diagram 4).

We start to feel better about how things are going. Unfold the back flap, bringing the page back to half (see Diagram 5).

And Jesus is lifted up in our lives. Lift the top part of the paper, revealing the word Jesus right side up (see Diagram 6).

Jesus forgives us and sets our lives straight. That's amazing!

Give the children wrapping paper, and walk them through the steps of writing Jesus' name and folding the paper. Some children may have difficulty "getting it." If they do, talk about how truly amazing the trick is, and how amazing it is that Jesus can forgive sins. Ask those children who can do the trick to help those who can't after the session, and have the children put the paper aside.

Say

When Jesus sets our hearts right, it's so amazing that we want to praise, love, and serve him. Let's sing to God about that right now.



Sing "Praise Him."

Say

When people think of serving someone, many people around the world think of serving a king. Tell the person next to you what you think a king or other ruler should be like.

Allow about two minutes for discussion. Then ask for volunteers to share with the group. Write their responses on newsprint.

Say

A king would have to be someone pretty amazing to have all the qualities you listed. And do you know what? Jesus has those qualities. In fact, the Bible calls Jesus the King of kings. He is worthy to rule over us, and he is worthy to rule over all the leaders of the earth. That's amazing! Jesus has an amazing kingdom that he wants all of us to belong to, kids and kings alike.

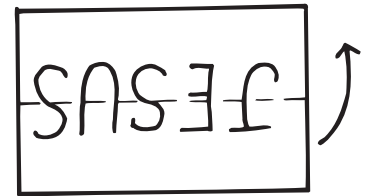


Diagram 1

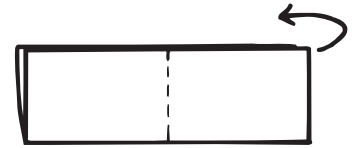


Diagram 2

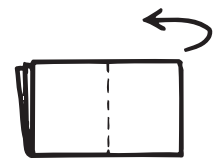


Diagram 3



Diagram 4




Diagram 5

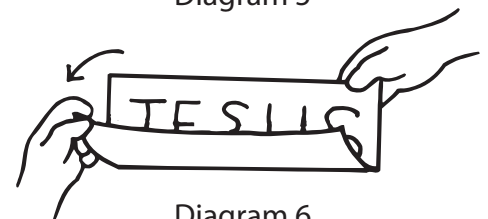


Diagram 6

- Ask** • Who knows the game Hide-and-Seek?
- When it is your turn to seek, what do you do? (Count to 30; look around for the other kids; be quiet so the other kids don't know I'm coming.)

Say When you play Hide-and-Seek, you try to find the other people. The Bible tells us we need to seek Jesus' amazing kingdom. When we trust God first, God is faithful to all his promises. Let's sing a promise from God's Word that all good things come from God.

 Sing "All That Is Good."

Pray God, thank you for your amazing Son, Jesus. Thank you that we can know Jesus. Help us to remember how amazing he is and how wonderful it is to worship such an amazing God. In Jesus' name, amen.

2 Let's Learn the Point!

Preschool Activities, pages 65-66

At this time, have the preschool leader invite the preschoolers to go to their own room for this section of activities. Tear out the Preschool Activities page, and give it to the preschool leader. Have the preschool leader bring the preschoolers back to participate in Let's Pray! with the older children. If you prefer to keep all the children together, do the starred (*) activities. They will work well with both elementary and preschool children.

Elementary Activities

* *The Missing Child*

Say Today the Bible story we're looking at is about a time when Jesus' parents, Joseph and Mary, lost him.

- Ask**
- Have you ever been lost?
 - What's it like to be lost? (It was scary; I had to ask someone to help me find my parents.)
 - What do you think it's like for parents when their child is lost? (They don't like it; they want to find their child as soon as they can.)

Say Listen to what the Bible says about the time Mary and Joseph lost Jesus. Read Luke 2:41-45 from an easy-to-understand version of the Bible.

(continued on page 67)

Jesus Grows Up

Luke 2:39-52

Worship Theme:



Jesus is amazing.

Easy Prep for Leaders

Find Jesus—Photocopy the “Find Jesus” handout (at the end of this session) so you have one for each child.

Using Theo

Consider using Theophilus the FaithRetriever puppet today in these ways:

- Have Theo lead the preschoolers from the main worship area to the preschool room.
- Have Theo ask the children the questions in the “Do You Know?” activity.
- See the KidsOwn Worship Kit for a puppet skit written for today’s worship session.



* Do You Know?

Say The Bible tells us that Jesus’ body grew and his mind grew. We know he had to learn things just as you do. Let’s see how much you are like Jesus. If you think Jesus had to learn to dress himself, stand up. If you had to learn how to dress yourself, sit down. Both you and Jesus had to learn to do that.

If you think Jesus had to learn how to comb his own hair, stand up. If you are learning to comb your own hair, sit down.

If you think Jesus had to learn to read, stand up. If you will have to learn to read, sit down.

Looks like you and Jesus are a lot alike.

If you think Jesus had to eat vegetables to grow strong and tall, stand up. If you need to eat vegetables to grow strong, sit down.

If you think Jesus knew enough to teach the priests and teachers, even though he was a kid, stand up. If you think you could teach the priests and teachers, stay standing.

If you think Jesus made a storm stop, stand up. If you think you could make a storm stop, stay standing.

If you believe that Jesus could create our whole world, stand up. If you believe that you could create our whole world, stay standing.

What you can do is pretty amazing. Jesus learned to do all those things, too, because he was a child who learned and grew. But Jesus can do things that you will never, ever learn to do because he is God. Jesus is amazing!

Ask • What’s something else that Jesus can do that you can’t? Respond to each child’s answer with “That’s amazing!”

Say Let’s find out about one amazing thing Jesus did when he was just a little older than you.

Find Jesus

Hand each child a "Find Jesus" handout, and begin telling today's story from the Bible.

Say One time, when Jesus was a little older than you, he went on a trip with his parents, Mary and Joseph. They may have had a donkey with them, and they might have gone with other people, too. Look on your paper and find Jesus traveling with Mary and Joseph. If children have trouble finding this, have them look in the procession nearer the bottom of the page. Continue helping until all children have found the picture.

Ask • What things do you think they might have taken with them on the donkey for this long trip?

Say When they got to the city called Jerusalem, they went to a place kind of like a church, called the Temple, to worship God.

Ask • Can you find the Temple? Again help those children who are having trouble by directing them to the middle of the picture.

Say After their special time at the Temple, everyone who had been with Jesus and his family started back home. Find the people on their way back home. Direct the children to look at the people at the top of the page.

Ask • Do you see Jesus with all those people?

Say Mary and Joseph couldn't find Jesus either. They were very worried! They went back to the Temple in the city and found Jesus talking to the priests and teachers there.

Ask • Can you see Jesus in the Temple?

• What do you think Jesus is doing there?

Say Jesus was telling the teachers about God. He knew more about God than the teachers at the Temple did! That's because Jesus' Father is God. All the teachers thought Jesus was amazing because he knew so much about God. Mary and Joseph thought Jesus was amazing, too.

Extra Impact

To make "Find Jesus" even more effective for your little ones, have crayons for them to use. Provide four different colors so that they can make each scene of the story a different color.

Amazing Teaching

Say The Bible says that, when Jesus was at the Temple, he listened to the teachers and he asked them questions. All of the teachers at the Temple were amazed by how much Jesus knew. Jesus knew more than other kids his age knew.

Ask • What kinds of things do you suppose Jesus knew?

Say Jesus probably knew so much that he could have taught the Temple teachers. Wow! That's amazing. Let's see what it's like to be teachers.

Work with the children to set up the area to resemble a big kid's classroom. You might want to put chairs in rows facing a blackboard or white board. Then have the children sit at the "desks." Invite the children to take turns pretending to be the

teacher. Also, you may want to bring in school props, such as a map or a globe. Give the "teacher" a book, a piece of chalk, or a pointer to point at the map. Have the "teacher" pretend to teach the group. Continue as long as there is interest or until everyone has had a turn.

Ask • What's it like to be a teacher?

• Do you usually see kids being teachers? Why not?

• Do you know as much as real teachers know?

• What do you think the Temple teachers thought when they saw that a boy named Jesus knew enough to teach them?

Say Jesus was amazing! Even though he was a boy, Jesus knew as much as the teachers knew. Jesus was different from other children. That's because Jesus is God. Jesus is amazing!

(continued from page 64)

Ask • If this happened today, what do you think Mary and Joseph might do to find Jesus? (Call the police; drive around in their car.)

Say When a child is lost, his or her parents might hang up posters of the missing child, and they'd probably provide a detailed description to help the police locate the missing child.

Ask • What are some of the things a missing-child poster might include? (The child's name; the child's address; a picture.)

Say Let's make missing-child posters for Jesus. We can't put Jesus' actual photo on a poster, but you can draw a picture of what you think he might have looked like. Then add some things about him that might help people know who he was.

Remember that this was before Jesus' first miracle, so list only things that people might have noticed before he started doing miracles. You can use ideas about what a perfect child might have been like.

Hand out paper and markers, and give children time to make their posters.

Say I'd like some of you to share one thing you wrote on your poster. When you've finished reading from your poster, point to the rest of us, and we'll all shout, "Jesus is amazing!"

Give the children time to share their posters with one another.

Say Let's look at the Bible again to see where Joseph and Mary finally found Jesus.

Read Luke 2:46-51. If you'd like, have two of the older children read Mary's comment to Jesus and Jesus' response.

Ask • What's amazing about this story? (Jesus was lost for three days; Jesus was in the synagogue teaching the rabbis.)

• Why do you think the Temple teachers were so amazed by Jesus? (Because he was so young but knew a lot; he was lost but wasn't scared.)

• Do you think Joseph and Mary were surprised by what happened? (Yes, because they didn't know where Jesus was; no, because they knew Jesus was the Son of God.)

Say The scholars listening to Jesus had studied for years and knew the tiniest details of the law. Yet Jesus amazed them with his understanding. Let's think about what this would be like if it happened today. Let's suppose that it happened at a big university and a 12-year-old boy was found talking with the professors.

Ask • Do you think it'd be very likely that university professors would be really impressed with the 12-year-old? Why or why not? (Yes, because not many 12-year-olds know as much as a professor; no, because they wouldn't listen to the 12-year-old.)



Say ➤ **Jesus was truly amazing—he was amazing even when he was a child. He amazed his parents, he amazed important teachers, and he amazes us, too. Let’s find out more.**

* *Measuring Up*

Show the few minutes of *Mary Poppins* in which Mary Poppins measures the two children and then herself. Stop it after she says, “Practically perfect in every way.”

Then have the children form pairs to discuss these questions. (If the children are organized into small groups, have the small groups discuss these questions.)

- Ask** ➤
- **What did Mary Poppins mean when she said that she was practically perfect in every way?** (She never did anything wrong; she was perfect and didn’t have any problems.)
 - **Do you feel that you’re practically perfect in every way? Why or why not?** (No, because I sin sometimes; no, because I disobey my parents; no, because no one is perfect.)
 - **The Bible tells us that Jesus lived a perfect life. What does the Bible mean when it says Jesus was perfect?** (It means that Jesus didn’t do anything wrong; Jesus never sinned in his whole life.)
 - **What’s the difference between saying that we’re practically perfect in every way and saying that Jesus was perfect?** (We aren’t perfect, but Jesus is; Jesus is the only one who was ever perfect.)

After the children have discussed all the questions, regain their attention, and ask volunteers to share their insights with the rest of the large group.

- Ask** ➤
- **The Bible tells us that we’re supposed to be just like Jesus, who really is perfect in every way. In what ways can we be like Jesus?** (Being kind to others; obeying our parents; trying not to sin; reading our Bible.)
 - **In what ways will we never be like Jesus?** (We will never be perfect; we don’t love everyone all the time; we can’t die for anyone else’s sins.)

Say ➤ **Jesus is amazing because Jesus is God. He truly is perfect in every way. And the Bible tells us to be like Jesus—he’s our example of how to live. Along with all the other things that make Jesus amazing is the fact that *he* makes us just like him as we allow him to mold and shape us. Jesus helps us change to be a little bit more like him every day. And that is truly amazing!**

One and Only

Say ➤ **Jesus must have seemed like any other 12-year-old boy. But we know that he was different. We know that Jesus was amazing. Let’s do a science experiment that’ll help us explore that idea. Listen carefully to my instructions. In a moment, I’m going to give you two cups. Your first job will be to collect evidence. Explore the liquid in each cup, and determine whether the**

liquids are alike or different. Use as many of the five senses as you can: You can taste the liquid, smell it, touch it, and look at it. Don't drink the liquid—taste it by dipping your finger in the liquid and tasting your finger. Each member of your group is responsible for testing one of the cups. Write your observations on the piece of paper.

Distribute one of each type of water cup to each child, and give kids two minutes or so to study the liquids.

Ask • **Are the liquids the same? Did you find anything that's different about any of the liquids?**

Say **Now we're going to shine a light on things and see if the liquids are the same or not.**

Ask • **What do you think will happen when we turn on a black light?**
(The water will change color; nothing.)

Take the black light around the room, and have the children take turns shining it on their cups. The tonic water will glow; the regular water won't.

Ask • **What happened when we shined a black light into the liquid in the two cups?** (One of the cups glowed; one of the cups looked blue.)

• **What did you think when you saw what happened?** (I was excited; I didn't know how the water could glow.)

Say **At first it looked like the liquid in the two cups was the same stuff—it all looked like plain water. But one cup actually had tonic water. It glows under a UV light because it contains a special chemical called quinine. When Jesus came to earth, he must have seemed like a regular person...but we know the truth is that he is God.**

Ask • **In what ways was Jesus like everybody else?** (Jesus looked like a person; he grew up in a family like everyone else.)

Say **We know that Jesus really was different. Jesus was amazing!**

Ask • **In what ways was Jesus different from everybody else—what makes Jesus amazing?** (Jesus never sinned; Jesus was God's Son; he came to die for us.)

• **When do you think people started noticing that Jesus was different?** (When he started getting older; when he didn't act like the other kids; right away.)

• **What do you think they thought when they realized that Jesus was different?** (They didn't know why he was different; they wondered what made him different; they remembered what the Bible said about God sending his Son.)

Say **Jesus truly was amazing. Even though he looked like a normal person, he was different. That's because he is God. Jesus can do things that other people can't do. Jesus is amazing!**

3

Let's Pray!

The Offering

Say We have talked today about many ways that Jesus is amazing. Right now, I want you to think of one way that Jesus is amazing to you. As you come up to the offering bowls today, put your offering in the bowl if you have one, but also pause at the bowl to tell Jesus quietly why you think he is so amazing. After you tell him, silently give Jesus the sign for amazing. Put your hands near your eyes. Make loose fists. Then circle your fists and flick your index fingers and thumbs as you open your eyes wide. Demonstrate the motion. Then have the children walk past the offering bowls.



Amazing Prayer

Say As we pray today, let's use the word *amazing* to praise God. I'll begin, and then I'll say a letter. You can call out something Jesus is or does that starts with that letter. For example, when I say "A," you might say "awesome," "always with us," or "answers prayers." When we've gone through every letter, I'll close.

Pray Lord God, you are amazing. We worship you for all the amazing things you are and do. Here are just a few of the things we want to praise you for: A...M...A...Z...I...N...G. Pause long enough for two to four responses to each letter. Then conclude: **You amaze and bless us, Jesus. We want to live in your amazing love as your followers. In Jesus' name, amen.**

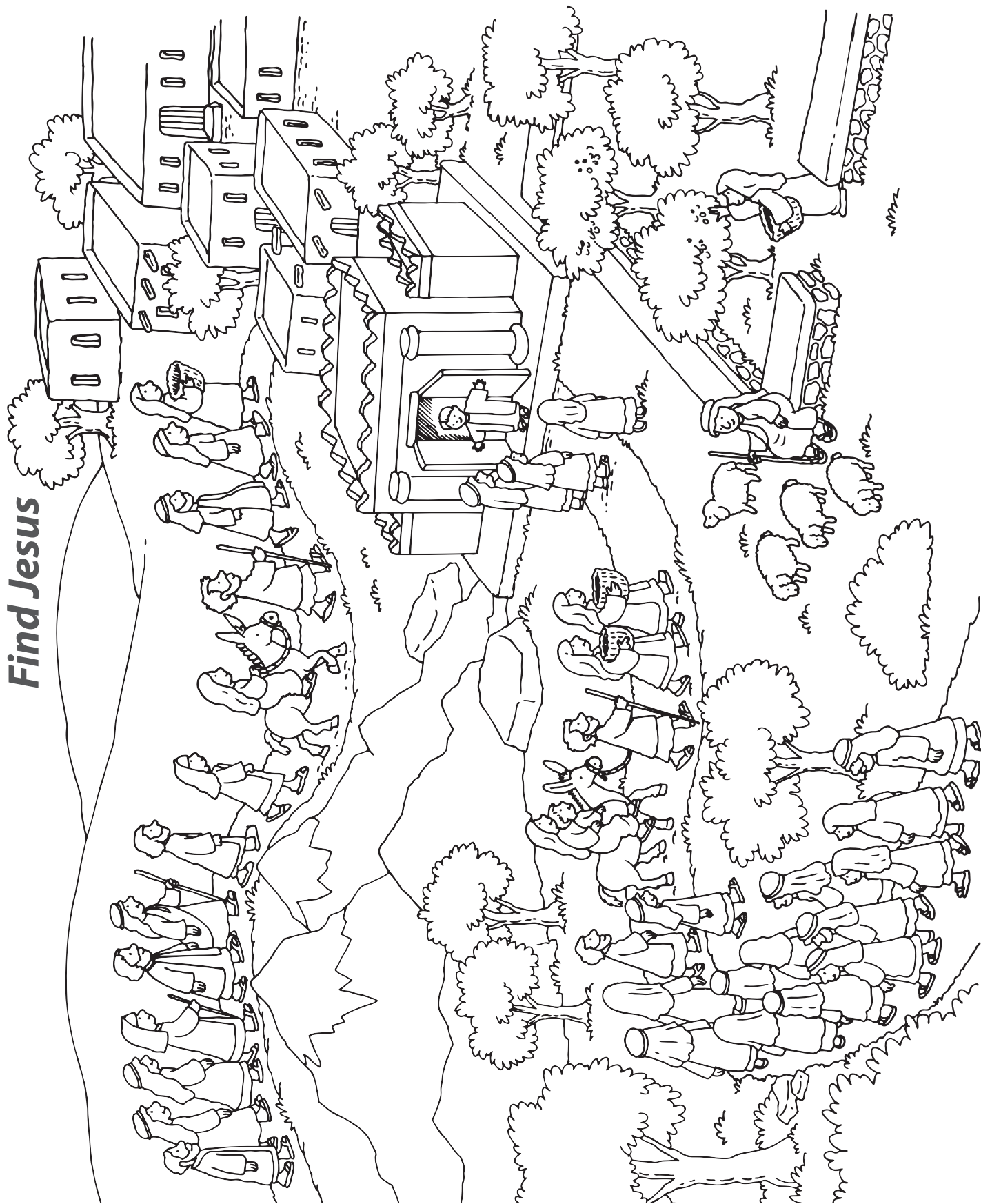
I Want to Be Like Jesus

Say We have talked about how amazing Jesus is. It's good to want to be like him and amazing that he will help us to do that. Let's sing a prayer to have pure hearts like Jesus.



Sing "Create in Me a Pure Heart" (Psalm 51:10). After the song, dismiss the children. Ask them to remember to pray and ask Jesus to help them be like him this week.

Find Jesus



Permission to photocopy this handout from KidsOwn Worship® Leader Guide, Winter, granted for local church use.
Copyright © Group Publishing, Inc. group.com

OK to copy