

Preschool Activities

The Israelites Cross the Red Sea

Session 1

Exodus 13:17–14:31

Worship Theme:



God is mighty.

Easy Prep for Leaders

**Pillars of Cloud and Fire**—Cut 3-inch pieces of the yellow and orange crepe paper streamers so you have several for each child.

**God's Mighty Rescue Plan**—You'll need a source of running water, (water fountain, sink, or pitcher of water) and a pan to catch the water.

**Hold the Flow**—Fill an aluminum pie pan about 1 inch full of water. Place the pan on a towel.

Using Theo

Consider using Theophilus the FaithRetriever puppet today in these ways:

- Have Theo lead the preschoolers from the main worship area to the preschool room.
- Have Theo read "God's Mighty Rescue Plan."
- See the KidsOwn Worship Kit for a puppet skit written for today's worship session.



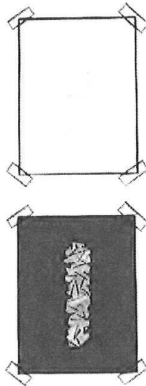
Pillars of Cloud and Fire

Gather the children around tables.

**Say** Our mighty God used a pillar of cloud during the day and pillar of fire at night to lead his people safely away from Egypt and to the Promised Land. Imagine that! God is so mighty, he can make clouds go where he wants them to go. He can make fire do what he wants it to do.

**Ask** • How do you think God made the cloud and fire obey?

**Say** I don't know how God made the cloud and fire obey, but he must be very mighty because they did obey.



Let's use our imaginations. Picture in your mind what you think a pillar of cloud looked like. Pillars are straight and tall. Give each child a piece of blue construction paper and some cotton balls. Provide glue sticks.

Now you can use the cotton balls to make a pillar of clouds.

Give the children time to work. Offer help only if it is necessary.

**Say** Now imagine what a pillar of fire looked like.

**Ask** • How would a pillar of fire be different from a pillar of cloud?

Give the children the black paper and several 3-inch segments of the paper streamers. Let them make pillars of fire on the black paper. When they have finished, help the children glue their pictures together back to back. Have the children take their finished projects to the circle for story time.

God's Mighty Rescue Plan

Gather the children. Have them hold their pillars of cloud and fire in their laps.

**Say** After God rescued his people from Egypt, he led them to a new place to live.

**Ask** • How do you think God led the way?

**Say** During the day, God used a pillar of cloud to show the people where to go. Show me your pillars of cloud.

Have the children hold up their cloud.

**Say** The pillar of cloud floated high up in the sky for all the people to see. When they followed the cloud, they knew they were going the right way.

At nighttime, though, the people couldn't see the cloud.

**Ask** • How do you think our mighty God solved that problem?

**Say** Whenever it was dark, the pillar of cloud became a pillar of fire. The people could see the fire in the black night sky. Show me your pillars of fire.

Have the children hold up their fires.

**Say** One day God led the people to the Red Sea. The water was deep and wide. The people were afraid because Pharaoh had changed his mind about letting them leave Egypt—his army was coming to get them! They would have to cross the sea to get away from the army.

**Ask** • How do you think God rescued the people?

**Say** God did a very mighty thing that day—mightier than making pillars of cloud or fire! God stopped the water and made a path of dry land right through the sea! Let's see if we can stop water.

Have the children leave their pictures where they are sitting and follow you as you pretend to cross a dry desert, climb over a few sand dunes, and arrive at the Red Sea, which can be any source of running water, such as a sink, a drinking fountain, or a pitcher.

Turn on the water, and let the children take turns trying to pass their hands through the stream of water without getting wet.

**Say** You all got wet. But God did a miracle that kept the children of Israel dry. Turn off the water, and let the children dry their hands on paper towels.

I stopped the water by turning it off, but the Red Sea didn't have a handle to turn or a lid to close! Our mighty God held the waters back with his own power. The water stopped flowing, and the Israelites crossed the sea on dry land.

Have the children pretend to cross the Red Sea by walking their fingers through the air where the stream of water would be running if the faucet were still turned on.

**Say** God is mighty. God made the clouds move to show people where he wanted them to go. God made the fire move to show people where he wanted them to go. God turned off the flow of the water and held it back to make dry land for the Israelites to cross. Nothing is as powerful as our mighty God!

### \* Hold the Flow

Set out the pie pan and towel you prepared before the session.

**Say** I've created a tiny Red Sea so we can see if we can create dry land across it. You can try different ideas, but you can only use your own power. The water has to stay in the pie plate, just like the water stayed in the Red Sea in the Bible story.

**Ask** • What do you think might happen if we all try really hard to make a dry space in the pie plate?

Let each child take a turn trying to scoop the water to one or both sides as the others watch. As each child makes an attempt, give him or her a drinking straw to try to blow the water away. When the child's turn is finished, dispose of the straw he or she used. Encourage the rest of the children to make observations as they watch. After each child has had a turn, gather the children in an area away from the water.

#### Preschool Leader Tip

If you have a large group, set up one pie plate and towel for every five to six children with plenty of space between each group.

**Ask** • Why was it so hard to hold the water back?

• Do you think it's possible for people to hold back water with their own power?

**Say** God did something that no human can do. Our God is more mighty and powerful than we are. God is more powerful than the water, or the clouds, or fire, or anything! Let's celebrate God's power with this rhyming prayer. Watch what I do, and do it along with me.

You held back that water. (Point upward; then put the backs of your hands together in front of you. Push your hands toward the sides.)

You moved that noisy sea. (Pat your hands on your thighs.)

If you can do those mighty works, (Make muscles.)

Then you can care for me! (Hug yourself.)

## Worship Session 1

# Puppy Power Can't Save the Day

**Bible Story:** The Israelites Cross the Red Sea  
(Exodus 13:17–14:31)

**Worship Theme:** God is mighty.

**PREPARATION:** None

**Leader:** Our Bible story today is a very exciting one...

**Theo:** *(Interrupting)* Ya know what's really exciting?

**Leader:** Theo, it's not polite to interrupt.

**Theo:** *(Embarrassed)* Sorry.

**Leader:** That's OK. Now, our story today is about God's might...

**Theo:** *(Interrupts again.)* Ya know who's really mighty? Super Pup! I saw his new movie last night. Wowser, was it great!

**Leader:** Theo, you interrupted again.

**Theo:** *(Embarrassed)* I'm sorry.

**Leader:** Kids, do you remember that God's people, the Israelites, were slaves in Egypt? *(After children respond)* And do you remember that God freed his people? *(After children respond)* The Israelites didn't know where to go, so they had to rely on God to lead them. Raise your hand if you can guess how God showed his people the way.

**Theo:** *(Bounces up and down.)* I know! I know! I know! I bet he used the Super-duper Radical Radar! Super Pup used one of those in the movie last night. It worked perfect!

**Leader:** No, I don't think that was it. God led them with a pillar of cloud in the day and a pillar of fire in the night.

**Theo:** Oh. Is that all?

**Leader:** *(Ignores Theo's remark.)* And then, when the Israelites got to the Red Sea, do you know what God did?



**Theo:** *(Interrupts wildly.)* He turned into a Super-duper Powerboat and zoomed across the Red Sea! And he made a big splash and got all the bad guys wet.

**Leader:** No, Theo. God told Moses to hold his walking stick over the sea. Then God made the water split in two so that, in the middle, there was dry land for the people to walk across.

**Theo:** *(Dejectedly)* He should've turned into a powerboat.

**Leader:** You really liked that movie, didn't you?

**Theo:** *(Brightens.)* Oh yeah! It was the best! Super Pup is my favorite!

**Leader:** But you do know all that stuff is made up, right?

**Theo:** But it seems real. Super Pup can do anything!

**Leader:** *God* can do anything. Super Pup is only make-believe. But God is real, and God is more powerful than anything else is!

**Theo:** Even mightier than Super Pup when he's fighting the Crazo Cats?

**Leader:** Even mightier than that. Think about taking a huge sea and making all the water go where you want.

**Theo:** I couldn't even do that in the bathtub!

**Leader:** Exactly. God is mightier than anyone. He's got more power than Super Pup, Spider-Man, Batman, and Superman all put together.

**Theo:** Wowser! That's really awesome! Maybe Super Pup should ask God for some of his power.



Preschool Activities

God Sends Quail and Manna

Session 2

Exodus 16:1-26

Worship Theme:



God gives good gifts.

- Set up a music player to play praise music.

Easy Prep for Leaders

**God's Gift Clues**—Draw simple pictures of manna and a quail on separate sheets of construction paper. Attach a gift bow to each picture. Hide the pictures in the room where the children can find them without moving any materials.

The Gift Box Game—

- Collect four boxes. Three of the boxes should nest in the largest box. Put the treats in the smallest box, wrap it, and place it inside the next size box. Wrap that box. Place it in the next size box. Wrap the box. Place it in the largest box. Wrap that box, and place a bow on top.

Preschool Leader Tip

To make the pictures more interesting, glue frosted-flakes cereal to one sheet of paper to represent manna. Cut or trace a picture of a quail from a wildlife magazine and glue it to a second sheet of paper. Young children enjoy learning through all five senses. Your creativity will add more interest and fun to the activity.

Using Theo

Consider using Theophilus the FaithRetriever puppet today in these ways:



- Have Theo lead the preschoolers from the main worship area to the preschool room.
- Let Theo call out the categories during "Gifts for All People."
- See the KidsOwn Worship Kit for a puppet skit written for today's worship session.

God's Gift Clues

Gather the children around you.

**Say** God gave good gifts to his people, the Israelites. After he led them out of Egypt, the people became hungry.

**Ask** • What do you do when you're hungry?

**Say** The Israelites began to complain. God wasn't happy that the people complained. He wanted them to believe he would take care of them. But God loved the Israelites. He gave them good gifts of food to eat. Hold up a gift bow.

There are two pictures hidden in this room. The pictures have gift bows—like this one—attached to them. Find the gift bows, and you will discover what God gave the people to eat.

Give the children time to find the pictures. Set the pictures where all of the children can see them. Look at the picture of the manna.

**Ask** • What does this remind you of?

**Say** God called this food *manna*, which means "What is it?" God put it all around the camp for the Israelites to pick up and eat. It was flaky, kind

of like cereal. Tell a friend sitting next to you about your favorite kind of cereal. Encourage the children to tell each other about the cereals they like best. Allow about one minute for sharing.

Point to the picture of the quail.

**Say** This is a wild bird that is good to eat. It's called a quail.

**Ask** • What kind of food does this remind you of?

**Say** In the evening after God promised to send meat, a flock of quail came and settled in the Israelite camp. The Israelites caught the quail and had meat to eat for dinner. It was a special meal. Tell your friend about your favorite special meal. Allow the children a moment to talk to each other again.

For as long as the Israelites were in the desert, God gave them manna to eat. God gave good gifts to his people—quail and manna. These good gifts helped the people to know that God would keep his promises to them. God gives you food to eat, too, like the cereal and special meals you told your friend about. God's gifts are always good.

## Gifts for All People

Have the children stand in the center of the room.

**Say** God loves each of us, and he made each of us different. Everything we are and everything we have is a gift from God. Let's play a game to discover some of the good gifts God has given us.

As you lead the game, point to the side of the room that you want the children to move to.

**Say** If you have dark hair, move to this side of the room. If you have light hair, move to that side of the room.

Give the children time to move to the sides of the room you indicated.

**Say** Our hair is a gift from God. It protects our

heads and helps us stay warm. Let's thank God for the good gift of hair! On the count of three, say, "Thank you, God, for my good hair!"

Count to three, and help the children cheer.

Repeat the game using such categories as eye color (light or dark), family size (brothers and sisters, no brothers and sisters), home (house or apartment); clothes (colors). When you finish the game, gather the children.

**Say** God gives good gifts. He gives us different gifts, but he loves us all the same. All of God's gifts are good. On the count of three, let's thank God again by saying, "Thank you, God, for your good gifts!"

Count to three, and let the children cheer.

## \* The Gift Box Game

Have the children sit in a circle. Give the wrapped boxes to one child.

**Say** I have another treat for you today. Let's play a game to find out what it is. When I start the music, pass the box around the circle. When I stop the music, we'll see who's holding the box.

Play the CD, and let the children pass the box. Stop the music whenever you please.

**Ask**

- What do you think is in the box?
- Why do you think I would give you [whatever the children named]?

Let the child holding the box open the first box. Let the children react to finding another box inside. Play the game again.

**Ask**

- What would you do if I put spiders in the box?
- What do you think you will find in the box this time?

Let the child holding the box open it. Let the children react to finding another box inside. Play the game again.

**Ask**

- Why do you think I wouldn't put spiders in the box?
- What will you do if the box is empty?

Let the child holding the box open it. Let the children react to finding yet another box inside. Play the game one more time, but don't let the children know it's the last time.

**Ask**

- What do you think I put in that box?

Let the child open the box and give the treats to everyone.

**Say** I would never give you something as scary as spiders, because I love you too much for that. I would never give you an empty box instead of a promised treat. I gave you a good gift because I care for you.

**Ask**

- Why does God give good gifts?

**Say** God loves us too much to give us anything harmful or bad. God shows his care by giving us the things we need, just as he promised he would. God gives good gifts because he loves us. Let the children enjoy the treats you've provided.

### ALLERGY ALERT

Be aware that some children have food allergies that can be dangerous. Know your children, and consult with parents about allergies their children may have. Also be sure to read food labels carefully, as hidden ingredients can cause allergy-related problems.

## Worship Session 2

### Picky Puppy

**Bible Story:** God Sends Quail and Manna  
(Exodus 16:1-26)

**Worship Theme:** God gives good gifts.

**PREPARATION:** Put a green knit scarf around Theo's neck.

**Leader:** Good morning, Theo.

**Theo:** *(Dejectedly)* Hi.

**Leader:** You don't sound very happy today.

**Theo:** *(Pouts.)* I'm not. *(Sighs.)* See this scarf? Isn't it the ugliest thing you've ever seen?

**Leader:** No, Theo. Actually, I think it's very nice.

**Theo:** Nice? You think it's nice? But it's green!

**Leader:** So?

**Theo:** Green is the yuckiest, uckiest, bluckiest color in the whole world!

**Leader:** But your scarf is very soft.

**Theo:** *(Reluctantly)* Yeah, I know.

**Leader:** And it looks very warm.

**Theo:** *(Reluctantly)* It is very warm.

**Leader:** You look very handsome in it.

**Theo:** *(Reluctantly)* That's what everyone keeps telling me.

**Leader:** Well, I guess I don't see the problem.

**Theo:** The problem is that it's green! Weren't you listening? Yuckie, uckie, bluckie!

**Leader:** If green is that awful, then why did you choose a green scarf in the first place?

**Theo:** *(Embarrassed)* I didn't choose it. My grandma made it for me.

**Leader:** She made it for you? What a wonderful gift!

**Theo:** But why couldn't she have made it a different color? *(Getting animated as he describes images and acts out sounds)* Like red, maybe. Red, red, racy red. Then I'd be like a sports car...vroooooom! Or what about yellow? Then I could be like a bumblebee...buzzzz! Or what about...

**Leader:** Maybe instead of wishing for what you wanted, you could be glad for what you were given.

**Theo:** Even if it's the wrong color?

**Leader:** I don't think that's the point. Just imagine how much time and effort went into knitting a scarf for you. Your grandma must love you very much.

**Theo:** Yeah, she sure does.

**Leader:** Then maybe, instead of thinking about the color of the scarf, you can think about what a wonderful grandma you have.

**Theo:** She is a wonderful grandma.

**Leader:** Exactly. She gave you a gift you needed because she loves you. It's the same way with God. He gives us just what we need, but sometimes we're not thankful the way we should be.

**Theo:** You mean people grumble at God?


**Leader:** Sometimes they do. Today we're learning about the Israelites. They grumbled after God rescued them from Egypt.

**Theo:** That seems pretty picky!

**Leader:** Kind of like grumbling about what color your scarf is?

**Theo:** Oops! Yeah, I guess you're right. From now on, I'm going to love my scarf because my grandma made it for me. Besides, green can be good, right? *(Thinks for a moment.)* Green, green, grumbly green. Hey, I can be a frog! Frogs are green, and frogs are cool!

**Leader:** That's a great idea, Theo!







## Preschool Activities

## God Provides Water

Session 3

Exodus 17:1-7

## Worship Theme:

*God is patient.*

## Easy Prep for Leaders

**Shake, Shake, Shake**—Set out a large jar with a screw-on lid (quart-size Mason jars work well), three cups of milk, and a 6-ounce box of instant pudding mix for every six children. Also set out a whisk, napkins, paper cups, and spoons.

## Using Theo

Consider using Theophilus the FaithRetriever puppet today in these ways:

- Have Theo lead the preschoolers from the main worship area to the preschool room.
- Have Theo lead the actions in the "God Is Patient" action rhyme.
- See the KidsOwn Worship Kit for a puppet skit written for today's worship session.



## Shake, Shake, Shake

Have the children sit in a circle. If you have more than six children, you may want to break the group into smaller circles.

**Say** We're going to make a special treat today. We're going to put this powder and this milk into the jar. Then we will shake it until it turns into a delicious treat.

Use a whisk to mix the ingredients well. Seal the jar tightly, and pass it around the circle. Ask the children to help you mix the ingredients. Allow each child about 30 seconds or so to shake the pudding before handing it to the next child. As soon as the children begin to shake the jar and pass it around,

**Ask** • Are you ready to open the treat now, or do you want to wait?

Look inside. Show children the runny liquid.

**Ask** • Does this look like a special treat?

**Say** I guess we need to wait and shake a little longer. When we must wait for something we want, we have to be patient.

**Ask** • Is it easy to be patient?  
• How do you feel while you're waiting?

After five minutes of shaking the jar, check the pudding. If the jar has been shaken vigorously, the pudding should be ready. If not, send it around the circle, and encourage the children to shake vigorously. When the pudding is ready, spoon it into paper cups, and let the children eat their pudding.

- Ask** • Was it hard to wait for the pudding to get finished?  
• Did you want to yell at it to hurry up?  
• Did you want to do something to make it hurry up?  
• Did you feel a little angry inside that it was taking so long?

**Say** When we're upset because we're tired of waiting, we say that we're impatient.

**Ask** • When do you get impatient?

**Say** People get impatient all the time. But God is always patient. God is patient with us when we mess up, and he's patient with us when we disobey. God is always patient and loving toward us, even when we whine. Let's find out about a time the Israelites whined.

## ALLERGY ALERT



Be aware that some children have food allergies that can be dangerous. Know your children, and consult with parents about allergies their children may have. Also be sure to read food labels carefully, as hidden ingredients can cause allergy-related problems.

\* *Whine, Whine, Whine*

**Say** I need your help to tell this story. To tell this story well, we need to be good whiners.

**Ask** • Are any of you good whiners?

**Say** Let's all whine. Let's say, "I'm tired" together, and let's use whiney voices. Help the children whine. Now let's say, "I'm hungry." Help the children whine. Now let's say, "But I don't want to." Help the children whine. Now let's say, "I need a drink of water." Help the children whine.

That was great whining! Be ready to whine when I tell you to. The story we're about to hear comes from the Bible. God had just rescued his people, the Israelites, from slavery in the land of Egypt. God loved the Israelites very much, and he wanted to lead them to their new home.

But the Egyptian soldiers chased the Israelites. They wanted to catch the Israelites and make them slaves again. The Israelites wanted to run away from the soldiers, but they were trapped beside a huge sea. The Israelites didn't have any boats to use to get to the other side.

**Ask** • What do you think the Israelites did when they saw the soldiers?

**Say** The Israelites could have trusted God, but instead they whined. Let's all whine together. Whine, whine, whine.

Even though the Israelites didn't trust God, God was patient with them. God parted the Red Sea with a mighty miracle, and the people escaped from the soldiers. God saved the Israelites because he loved them so much. He led the people with a great cloud during the day and with a bright pillar of fire at night. God

took good care of the people. But they didn't see how good God was to them. They whined about the things they didn't have.

God led the people through the desert. The people got very hungry. They could have trusted God to take care of them, but they didn't. Instead, they decided to whine. They whined, "We should have stayed in Egypt. There was plenty of food there." Let's all whine together. Whine, whine, whine.

But God was patient with these whining people. He sent manna for them to eat. And when they whined even more, he sent quail so they'd have meat to eat.

Then the Israelites traveled in the desert some more. One day, when they made their camp, there was no water for them to drink.

**Ask** • Do you think the people trusted God to take care of them this time?

**Say** No, they didn't. They whined. Let's all whine together. Whine, whine, whine. God didn't get angry with the people who didn't trust him. He didn't give up on them and refuse to give them water. God showed Moses what to do. He told Moses to hit a rock with his special stick. When Moses hit the rock, water came pouring out. God gave the Israelites just what they needed.

**Ask** • Why do you think God was patient with the Israelites when they whined so much?

**Say** God was patient with the Israelites. He wasn't angry with them for not trusting him. God loved them and wanted to take good care of them. God is patient with us, too. Our God is a good God!

---

*God Is Patient*

**Say** God was patient with the people of Israel when they didn't trust him to protect them and care for them. God was patient with them when they whined and complained. God showed them his love over and over again to help them learn that he would always care for them. Let's learn a rhyme that helps us remember how God is patient with us today. Repeat the words as I say them, and follow my motions.

God is patient when I'm scared and forget to trust in him. *(Act frightened.)*

God is patient when I'm angry and say mean things. *(Act angry.)*

God is patient when I do things that I know I shouldn't do. *(Act sneaky.)*

God patiently waits for me *(open arms)* and says, "Remember I love you." *(Hug yourself.)*

God is patient as he helps me to trust him more each day. *(Lift your arms and look up.)*

God patiently reminds me of kind words that I should say. *(Point to your mouth.)*

God is patient as he teaches me to do the things he said to do. *(Point up; then slowly wag your finger.)*

God is patient, and I tell him, "God, I love you, too!" *(Point up; then hug yourself.)*

## Worship Session 3

# The Science Fair Affair

**Bible Story:** God Provides Water  
(Exodus 17:1-7)

**Worship Theme:** God is patient.

**PREPARATION:** None

**Theo:** *(Enters with his back to the children, hanging his head and letting out a big sigh.)* I don't wanna be in church today. I don't, don't, *don't!*

**Leader:** But I thought you liked coming to church.

**Theo:** *(Faces children.)* I do. But we come to church to be with God, and I think he's mad at me. Everybody else is. I'm a *bad* dog. A bad, bad dog.

**Leader:** I don't think you're a bad dog, Theo. What makes you think you're so bad that God doesn't like you?

**Theo:** The science fair at my school.

**Leader:** But a science fair sounds like fun. What was your project?

**Theo:** Frisbees. I *love* Frisbees! So my experiment was to see how far different Frisbees would fly so I'd get to chase them all. *(Runs around panting as though chasing a Frisbee.)* Neat, huh?

**Leader:** Sounds great, Theo. But I still don't get why you think God doesn't like you.

**Theo:** Well, I was so excited that I started my experiment before the teacher said to. And I guess I was so impatient that my first throw kind of went wild. My Frisbee flew into the next table and knocked over the pitcher Becky Beagle was using to water her bean plants.

**Leader:** I'm sure Becky will forgive you.



**Theo:** That's only because you don't know what happened next. The water from Becky Beagle's pitcher ran across the table into Chuckie Chihuahua's electricity experiment with batteries and tinfoil and stuff. You know, water isn't good for electricity experiments. *(Makes electrical shorting-out noises, such as bzzt! crack! pop!)*

**Leader:** So that's why you think God doesn't like you?

**Theo:** Yeah! I was so excited and impatient that I messed everything up for everybody! *(Moans.)*

**Leader:** Theo, you've heard about the Israelites, right? A long time ago, they were impatient, too. When God finally freed them from slavery in Egypt, they couldn't find any water to drink. They complained and complained—even though they were finally free.

**Theo:** Was God mad at them, too?

**Leader:** Not even a little. God loved his people very much. He told Moses to hit a rock with his walking stick. Can you guess what happened?

**Theo:** The stick broke?

**Leader:** *(Laughing)* No! Water came out of the rock!

**Theo:** Water came out of a rock? Now *that's* a neat science project!

**Leader:** It was amazing. And it showed God's people that he loved them just as much as ever. He gave them water even though they were impatient.

**Theo:** Wowser! So God loves me even when I really mess up?

**Leader:** God always loves us, Theo. No matter what.

**Theo:** Wowser!



## Preschool Activities

*God Gives the Ten Commandments* (Part 1)

Session 4

Exodus 19:16–20:21

**Worship Theme:***God is worthy of honor.***Easy Prep for Leaders**

**God Is the Best**—Obtain prize-type ribbons in different colors (or make prize ribbons out of construction paper) so you have one for each child. The ribbons can be of any color, but two should be blue. Put each ribbon (except one blue ribbon) in an envelope opaque enough to conceal the ribbon's color. Don't seal the envelopes.

**Using Theo**

Consider using Theophilus the FaithRetriever puppet today in these ways:

- Have Theo lead the preschoolers from the main worship area to the preschool room.
- Have Theo help the children sing the two songs.
- See the KidsOwn Worship Kit for a puppet skit written for today's worship session.

**God Is the Best**

**Ask** • Have you ever heard your parents say that the Bible says we should honor our parents?

• How do we honor our parents?

**Say** Those are good ideas. We honor our parents by paying attention to what they say and doing what they tell us to do. But there are other ways to honor people. We might honor a firefighter for rescuing someone by giving a medal. We honor someone who wins a race by giving the winner a blue ribbon or a trophy. Hold up a blue ribbon. Giving someone a ribbon means the person did something great—it's a way to give the person honor.

God does many great things, and God is great. We honor God by worshipping him and obeying him. We honor God because he's done so many great things. God is worthy because he is God!

**Ask** • What are some things you know about God that make him worthy of getting the blue ribbon of honor?

**Say** We're going to worship God with a game we'll play to bring him honor. We can bring God honor by what we do with our hands and where we go with our feet.

Have the children sit in a circle. Explain that you'll pass out envelopes and that inside each envelope is a ribbon. Pass the envelopes around the circle while you help the children sing the following song. After the song, have the children take the ribbons from the envelopes. Have the child with the blue ribbon say, "The first-place honor goes to God." Have the other children say, "We praise God."

Sing these lyrics to the tune of "This Old Man."

**God is great!**

**God is good!**

**God is best—he's number one!**

**The Ten Commandments help us honor our good God;**

**I'll obey his rules today.**

Play the game several times.

**Say** Great job, everyone! God is worthy of honor. That means that God deserves first prize. He is a good God. Let's learn more about the commandments he gave us to help us honor him.

## The Ten Commandments

You'll need a Bible; washable markers; a large bowl; four small, round stones per child; and small resealable plastic bags.

Open your Bible to Exodus.

**Say** Our Bible story tells us about a man named Moses. Moses climbed the mountain to worship God. Let's pretend to climb the mountain. Have the children march in place. Let's get on our knees to worship God. Have the children kneel.

When Moses got to the top, God was there. God talked to Moses! God told Moses ten important things. We call these things the Ten Commandments. Can you say that? Pause.

One of the Ten Commandments tells us to honor God. God wrote the commandments on big stones so that Moses and the Israelites would remember what they were. Let's write some of the commandments on stones, too, to help us remember.

Put the washable markers and the bowl of stones in the middle of the group. Give each child a resealable plastic bag.

**Say** The first commandment tells us that God is more important than anyone else. God is number one. Let's all take a stone and write a one on it.

Have each child choose one stone and write "1" on the stone. Have the children put the stones in a plastic bag. While the children are working, talk with them about what the first commandment means.

**Say** The second commandment tells us to never make an idol to worship. Sometimes people in those days would carve a stone or a piece of wood to

look like a person. Then they'd pretend that it was God. Isn't that silly? God wanted them to remember that he's the only real God. Let's all take another stone and write a two on it to help us remember the second commandment.

Have each child choose one stone and write "2" on it. Have the children put these stones in their plastic bags. While the children are working, talk with them about what the second commandment means.

**Say** The third commandment God gave to Moses was that people should be careful how they used God's name. God is important. It wouldn't be right to be silly with God's name or to use God's name in anger. Let's take another stone and write a three on it to help us remember the third commandment.

Have each child choose one stone and write "3" on it. Have the children put the stones in the plastic bags with the other two stones. While the children are working, talk with them about what the third commandment means.

**Say** The fourth commandment is to keep one day a week as a special day to worship God—that's the day we come to church. Let's take another stone and write a four on it to help us remember the fourth commandment.

Have each child choose one stone, write "4" on it, and put it in the plastic bag. While the children are working, talk with them about what the fourth commandment means.

**Say** When we do all these things, we show God that we think he's extra special. That means that we bring honor to God. That pleases God because it helps him know that we love him very much. Let's show God how much we love him right now.

---

## We Honor God

**Say** God is honored by the things we do and the things we say.

**Ask**

- What kinds of things could we do to honor God?
- What kinds of things could we say to honor God?

**Say** Let's sing a song about honoring God. In this song, we'll clap our hands to show that we know there are things we can do to honor God. We'll say "amen" to show that we know there are things we can say to honor God. Ready? Let's sing!

Sing this song to the tune of "If You're Happy and You Know It." If you'd like, lead the children on a march around the room while singing this song.

If you want to honor God, clap your hands.  
(Clap, clap.)

If you want to honor God, clap your hands.  
(Clap, clap.)

If you want to honor God, then you'll follow his commands.


If you want to honor God, clap your hands.  
(Clap, clap.)

If you want to honor God, say "amen." (Amen!)

If you want to honor God, say "amen." (Amen!)

If you want to honor God, then you'll follow his commands.

If you want to honor God, say "amen." (Amen!)



## Worship Session 4

# The Biggest Dinner Party

**Bible Story:** God Gives the Ten Commandments (Part 1)  
(Exodus 19:16–20:21)

**Worship Theme:** God is worthy of honor.

**PREPARATION:** Tape an invitation envelope to Theo's paw.

**Theo:** *(Enters, shaking and looking a little nervous.)* Um, teacher? Can I tell you something?

**Leader:** Sure, Theo. Anything you want.

**Theo:** I'm scared. Really scared. *(Shakes, and says brrr as if he's cold.)* You know my dad, right?

**Leader:** Sure, I met him at Parents' Day. He's a big police dog, isn't he?

**Theo:** *(Gets excited.)* Yeah! He's even better than Super Pup! He catches bad guys all the time! I mean, he should be on TV! *(In narrator's voice, daydreaming)* Rolf, Canine Cop, and his adorable sidekick, Theo! Together, they battle the forces of the Crazo Cats, stop crime, make the streets safe for fire hydrants, and, and...

**Leader:** Theo? Didn't you say you're scared about something?

**Theo:** Oh, yeah. I saw this on Dad's desk today before church. Can you read it?

**Leader:** *(Takes invitation from Theo's paw.)* "Please attend a dinner to honor Rolf, Police Dog of the Year!" Wow, Theo, that's great! They're going to honor your dad!

**Theo:** I know. *(Shudders again.)* I heard him say that word—*honor*. It sounds bad. It sounds like something the Crazo Cats would do to Super Pup when he's not looking. *(In narrator voice)* Will the Crazo Cats honor Super Pup? Will he escape? Find out on the next exciting episode of...

**Leader:** Oh, Theo. It's not like that at all. Honor is something you give to someone who's done wonderful things.

**Theo:** It is? It sounded like something you go to the vet for! Yikes!

**Leader:** No, silly! Think about your dad. What does he do?

**Theo:** Well, he protects people, catches bad guys, helps policemen, and sometimes he even comes to my school to show us what police dogs do.

**Leader:** Right! Your dad does all sorts of great things. Honor is what you give to someone who does the kind of things your dad does. It's sort of a way of saying that you love someone and appreciate everything that person's done.


**Theo:** Wowser! They're going to do that for my dad? He must be even greater than I thought if all those people want to honor him.

**Leader:** I'm sure he's pretty special. But if that's the kind of honor your dad gets for what he's done, think about how much honor we can give to God.

**Theo:** Double wowser! God saved all those people from being slaves, didn't he? And he moved the water in the Red Sea so they could get away! And he showed them which way to go! And he gave them food and water and everything they needed even when they complained! I can't even imagine a dinner big enough to honor that!

**Leader:** You said it. That's why we honor God all the time. You're honoring God right now just by being in church.

**Theo:** I can't wait to find out more ways to honor God!







## Preschool Activities

## God Gives the Ten Commandments (Part 2)

Session 5

Exodus 19:16–20:21

## Worship Theme:



Respecting others honors God.

## Easy Prep for Leaders

**Treasure Chest**—Put a Bible in a treasure-chest box (such as a decorated shoe box), and hide it somewhere in the room.

## Using Theo

Consider using Theophilus the FaithRetriever puppet today in these ways:

- Have Theo lead the preschoolers from the main worship area to the preschool room.
- Have Theo imitate his mom being nice to the neighborhood puppies during the “Imitators of God” section.
- See the KidsOwn Worship Kit for a puppet skit written for today’s worship session.



## Treasure Chest

**Say** When we love someone, we want to honor that person’s wishes. That means we want to do what that person wants us to do. If you love your mom, you want to honor her wishes. Your mom wants you to share when you play. You want to honor her wishes because you love her. When we honor God, we want to honor his wishes.

**Ask** • How do we find out what God’s wishes are?

**Say** Let’s go on a treasure hunt today. We’ll look for a treasure box that shows us God’s wishes. Let’s look for the treasure. Have the children hunt for the treasure box.

**This box has a treasure inside it. That treasure is God’s wishes. Let’s open it.** Open it to reveal the Bible. **Look! It’s a Bible! The Bible is a wonderful treasure because it is the Word of God. The Bible tells us that we honor God by honoring his wishes. Let’s open it and see what it tells us today.** Open to Matthew 19:19b.

**This says, “Love your neighbor as yourself.” Wow! These are God’s wishes. This is what God wants us to do. This means you should love others as much as you love yourself. You should show others respect and honor God. Let’s play a game to see what that means.**

## Because God Says So

**Say** Let’s play a game called **Because God Says So and We Love God.** Help the children form two groups and be seated on the floor in their groups. **This game helps us learn our Bible story today. Raise your hand if you remember who Moses is. Moses went up the mountain to worship God. God told him ten rules we should follow to honor him. These rules are called the Ten Commandments.**

**The Ten Commandments tell us how to honor God by loving him and treating others with respect. In this game, I’m going to ask you questions and you’ll answer them. Sometimes the answer will be, “Because God says so and we love God.” When that’s the right answer, Group 1 will stand up quickly and say loudly,**

**“Because God says so.” Then Group 2 will stand up quickly and say loudly, “And we love God.” Then everybody will sit down quickly and wait for the next question. I’ll help you know when it’s time to say your lines.**

Put a big candy bar in front of the children.

**Ask** • If I put this on the table and walked away, would you steal it?

• **How do you know you are not supposed to steal?** Have the children stand and shout, “Because God says so!” and then “And we love God!”

**Say** That’s right. In the Ten Commandments, God tells us not to steal. We want to honor God by following his rules.

Put the candy bar in your pocket or purse.

- Ask** • Who took the candy bar?
- Would it be right if I said that [name of a child] took the candy bar?
  - How do I know that I'm not supposed to lie about [name of child]? Have each group stand and call out its line.

**Say** That's right, the Ten Commandments say not to tell lies about what someone else did. When we tell the truth, we honor God because we're following his rules.

Give the candy bar to a child to hold. Instruct the child not to eat it.

- Say** If [name of child] has a candy bar and I don't, would it be right to want it so much that it's all I think about? Get up and pace around the room muttering aloud about how much you want that candy bar.

**Wanting something like that is called coveting it. It means that you want what someone else has for your very own. You don't want someone else to have it. You just want it for yourself.**

- Ask** • How do I know I'm not supposed to covet that candy bar for myself? Have groups stand and shout their lines.

**Say** That's right, the Ten Commandments tell us not to wish for—or covet—what other people have.

Ask an adult helper to hold the candy bar. Whisper to the helper that he or she shouldn't give you the candy bar when you ask for it.

**Say** Can I have the candy bar?

The helper will say "no." Exaggerate anger at the helper for not giving you the candy bar, but do so in such a way that it is funny, rather than frightening, to the children.

- Ask** • Should I hurt our helper so I can have the candy bar?
- How do I know I'm not supposed to hurt [name of helper]? Have groups stand and shout, "Because God says so," and then, "And we love God."

**Say** That's right, the Ten Commandments tell me it's wrong to murder someone. God loves people, and he wants us to love people, not hurt them.

Place the candy bar out of sight.

**Say** You know, my [husband or wife] doesn't like candy bars. [He or she] doesn't have any candy bars at all. But my friend's [husband or wife] just loves candy bars. [He or she] has lots of candy bars.

- Ask** • Should I run away with my friend's [husband or wife] because I think [he or she] is better than my [husband or wife]?
- How do I know I shouldn't run away with someone else's husband or wife? Have kids shout lines.

**Say** That's right, the Ten Commandments tell us that we're not to run away with a different husband or wife. God wants people to love their husbands or wives and to stay with them.

Place the candy bar on the table again.

- Ask** • If my mom told me not to eat this candy bar before lunch, should I eat it?
- How do I know I should do what my mom says? Have the groups stand and shout their lines.

**Say** That's right, one of the Ten Commandments says that you should honor your mother and father. That means you should obey them and respect them. When we treat others the way God wants us to treat them, we are showing

honor to God.

## Imitators of God

**Say** Think of someone you respect. I respect our pastor [or other person with whom the children are familiar]. Our pastor really honors God by treating people with love. Let me show you what I mean. Act out a way in which the pastor or other person shows love to people, such as greeting them kindly or offering to pray for them.

**Think of someone you respect. Let's play a game and act like people we respect. We'll each respect one another by taking turns. We'll**

**try to guess who you are acting like.** Help the children act out how the people they respect treat others. You might suggest they do such things as put bandages on cuts or share toys.

**When we are like someone, we do what they do. When we are like God, we do what God does. God treats us with respect. He treats us kindly. We honor God by being like him and respecting others.**

## Worship Session 5

# The Comeback Contest

**Bible Story:** God Gives the Ten Commandments (Part 2) (Exodus 19:16–20:21)

**Worship Theme:** Respecting others honors God.

**PREPARATION:** None

**Theo:** *(Enters with head in the air and a bouncy step.)* I feel good! Wowser, do I feel good. Good, good, good! Woof! *(Speaking like a jazz musician at the end of a tune)* Yeah!

**Leader:** You seem happy, Theo. Sounds like something pretty big.

**Theo:** Yeah, it *is* big. Remember those nasty, awful, no-good dogs that were picking on me at school and calling me names? Well, Cousin Phil came over, and he taught me some snappy comebacks. I really got 'em good in school this week.

**Leader:** *(Suspiciously)* What did you do?

**Theo:** Boy, did I get 'em! When Bud Boxer started telling people I wasn't paper trained yet, I turned around and told that nasty dog he was so fat he needed his own ZIP code! And then—this is the biggie—when Pete Poodle called me stupid 'cause I got numbers mixed up, I looked him *straight* in the eye and told him his brain was so small I could fit it inside the bellybutton of my Super Pup action figure!

**Leader:** Theo! I'm surprised at you. You're usually such a nice dog.

**Theo:** That's just it. Those other dogs thought they could pick on me because I was never mean. But this time I showed *them*!

**Leader:** Theo, did you stop to think about how they felt?

**Theo:** Why should I? They didn't care about how I felt. They were mean to me.



**Leader:** It can still hurt, Theo. *(To children)* Has anyone here ever been picked on or called a name?

*(After children respond)* How did you feel?

*(Children respond.)*

**Theo:** *(Dejectedly)* Wowser. I didn't know insults hurt people so much.

**Leader:** Think about the Israelites you've heard about in church. Lots of people picked on them. The Egyptians even made them slaves. But then God gave the Israelites his laws. God's laws told the people to respect others—even those who didn't respect them.

**Theo:** But I bet those Israelites felt a lot like I do and wanted to get back at the Egyptians.

**Leader:** They probably did. But God said that they should respect people whether they deserved it or not, because respecting other people is one of the ways we can honor God.

**Theo:** Honor God. Just like those people honored my dad for all he'd done!

**Leader:** Exactly, but in an even bigger way. We want to honor God for all he's done, right?

**Theo:** Right! 'Cause he's done so much!

**Leader:** So if God wants you to respect other people to honor him, it's worth doing, right?

**Theo:** I guess so. Even if someone's picking on me, I should respect them back. *(Pauses to think.)* Because God deserves honor even if *they* don't!

**Leader:** I think you got it, Theo!



Preschool Activities

The Israelites Worship a Golden Calf

Session 6

Exodus 32:1-25

Worship Theme:



God alone is worthy of worship.

Easy Prep for Leaders

None is necessary.

Using Theo

Consider using Theophilus the FaithRetriever puppet today in these ways:

- Have Theo lead the preschoolers from the main worship area to the preschool room.
- Have Theo pretend to be a cow during the "Golden Calf" activity.
- See the KidsOwn Worship Kit for a puppet skit written for today's worship session.



Golden Calf

Gather the children in an open area.

**Say** After God rescued his people, the Israelites, from Egypt, he invited their leader, Moses, to come to the top of a great, big mountain. There, God gave Moses a list of rules for his people to follow—rules that would help them do right. Moses was up on the mountain with God for a very long time.

- Ask**
- Can anyone tell me of a time when your mom or dad was gone for a very long time?
  - How did you feel when your mom or dad was gone so long?

**Say** When Moses was gone for a very long time, the Israelites began to worry. They thought Moses was dead! They thought God had left them, too. They asked Moses' brother, Aaron, to make them a new god. So Aaron collected all of their jewelry to make this new god.

Aaron built a big fire. Let's imagine that we have a big fire here in our room. Have the children form a circle and then blow into the center as though they are fanning a fire.

The people all gave Aaron their gold jewelry. He put it into the fire, and it melted together. Then Aaron made the melted gold into the shape of a calf, a baby cow, for the people to worship like a god.

- Ask**
- Why do you think the people wanted to worship a baby cow made of gold?

**Say** It seems kind of silly that the Israelites wanted

to worship something that was really just a statue. Let's find out why it was so silly.

Set out a toy cow.

- Ask**
- If this were a real cow, what would it eat?
  - Does this toy cow really eat anything?
  - If this were a real cow, what kinds of sounds would it make?
  - Does this toy cow make any sounds?

**Say** This is a toy cow. It doesn't eat, and it doesn't make any sounds. Toy cows can't walk or see or do any of the things that a real cow does. Now let's do some pretending. Let's pretend that we're all cows.

Have the children pretend to be cows. Have them walk around on all fours, pretend to eat grass, and "moo." After a minute of pretending, have the children act like children again.

- Ask**
- Just a moment ago you were walking like cows and mooing like cows, but were you real cows?

**Say** No, you weren't real cows even though you were pretending. And the golden calf wasn't really God even though the Israelites were acting as if the cow were really God.

Aaron was wrong to make a calf for people to worship. God is the only one we are to worship. He's the only one who is really God.

- Ask**
- How strong is God?
  - What can God do?

**Say** Pretend cows can't do anything. But God can do everything! Only God is worthy of worship. When God saw that the Israelites had tried

to replace him with a calf, he was very angry. Moses was angry, too. Moses came down from the mountain and got rid of the idol. He tore it apart and told the people to worship only God.

Let's shout the worshipping words God wanted to hear from the Israelites: "We love God." Chant the words with the children several times.

Only God deserves our shouts of worship.

### \* Thankful Acts

Gather the children in front of you.

**Say** Our God can do anything. He's everywhere at once. He knows everything there is to know. He has the power to do anything he wants to do.

**Ask** • If you were God, what would you do today?

Give each child a turn to answer.

**Say** Our God is very busy every day. He's watching over every single person—(point to each child) you and you and you and you.

God heals the sick and helps people who are sad. He gives ideas to people who want to help him with his work. God answers prayers. God helps us every single day because he loves all people.

Imagine that you wanted to do something special to make your mom or dad happy.

**Ask** • What could you do?

Choose a child to answer, and then choose volunteers to join that child to act out the idea. For example, if the child suggests

drawing a picture as a gift for Mom, choose a volunteer to be Mom. Let the child pretend to draw the picture and give it to Mom.

When the children finish acting out the scene, thank a different child for making the mom in the story happy. Ad lib this part, gushing about how special the act was. Continue until the children protest that you're thanking the wrong person.

**Ask** • How would you feel if someone else was thanked for doing something you did?

**Say** That might be how God feels when we don't remember to thank him for the good things he does for us. God has created a big, beautiful world for us to enjoy. He watches over his people and gives them what they need. When we don't honor God for what he has done, or when we give the credit to someone else and leave God out, God feels bad.

Let other children suggest special things they could do for others. Choose volunteers to help them act out their ideas, repeating the above activity three or four times.

**Say** God alone is worthy of worship! When good things happen, let's remember to give God thanks and praise.

### Only One God

Have the children stand in a circle.

**Say** Let's learn a song about worshipping God.

Teach the following song to the tune of "The Farmer in the Dell."

We worship only God.

We worship only God.

God is the only one.

We worship only God.

**Say** Let's play a game with this song to learn why God alone deserves our worship. Give a big, bouncy ball to one child.

While we sing the song, bounce the ball back and forth to each other across the circle. I'll have a question for the child who is holding the ball when the song is done. Have the children pass the ball while you lead the song again.

**Ask** • Where is God right now?

**Say** Yes—God is there! God is everywhere. Only God can be everywhere at once. God alone is worthy of worship.

Play the game five more times. Ask the child holding the ball at the end of each round one of the following questions:

**Ask** • How many gods are there to worship?

• Who makes the flowers grow?

• Who sends the rain?

• Who watches over you all day and all night and never sleeps?

• Who answers prayers?

**Say** No one but God can do those things. God alone is worthy of worship. Let's remember to only worship God.

## Worship Session 6

# God's Competition

**Bible Story:** The Israelites Worship a Golden Calf (Exodus 32:1-25)

**Worship Theme:** God alone is worthy of worship.

**PREPARATION:** Give Theo a small Frisbee to carry in his mouth.

*(Theo enters with the Frisbee in his mouth.)*

**Leader:** Good morning, Theo.

**Theo:** *(To the cadence of "Good morning, teacher")* Mffff mmmfff-mfff mfff-mfff!

**Leader:** Theo, why have you got that Frisbee in your mouth?

**Theo:** *(To the cadence of "I love my Frisbee!")* Mfff mmmmmfff mff mfff-mfff!

**Leader:** What did you say?

**Theo:** Mmmmmfff!

**Leader:** *(Taking Frisbee out of Theo's mouth.)* I think we need to get this Frisbee out of your mouth.

**Theo:** Sorry I couldn't answer you. I had a Frisbee in my mouth.

**Leader:** Theo, why'd you bring a Frisbee to church?

**Theo:** I love my Frisbee! It's my favorite thing. I can't throw one, but I can *run* and chase Frisbees! *(Panting eagerly, as if chasing Frisbee.)* And I can jump *(jumps toward the Frisbee the teacher is holding)* and grab them in my mouth! *(Grabs Frisbee in mouth again. Then, to cadence of "Ta Da!")* Mfff-mmmfff!

**Leader:** *(Taking Frisbee out of Theo's mouth)* Theo, we're in church, remember? We're here to talk about God.

**Theo:** I know, but I love my Frisbee so much!

**Leader:** That's OK, Theo. Today, though, I want you to help me tell everyone more about the Israelites.

**Theo:** Israelites. OK. Got it. *(Pauses.)* Hey, did the Israelites play catch? I mean with rocks or something?

**Leader:** I don't know, but that's not the point. What I was going to tell you about was the time Moses went to the top of a mountain to get God's laws.

**Theo:** The top of a mountain! I bet if you threw a Frisbee from there, it'd go for miles!

**Leader:** *(Exasperated)* Theo! Can we stop talking about Frisbees for a minute? *(Theo hangs head.)* Anyway, Moses was gone for a long time, and the Israelites got so impatient that they melted down a bunch of gold, shaped it into a golden calf, and made their own god to worship.

**Theo:** Melted gold, huh? I wonder if you could make a Frisbee out of gold.

**Leader:** You know, Theo, your Frisbee helps me make just the point I wanted to make.

**Theo:** Really? I love my Frisbee!

**Leader:** That's just it. We're here in church to worship God, but you're so excited about your Frisbee that we've hardly been able to talk about God at all.

**Theo:** Oops.

**Leader:** See, you don't have to melt down gold to make a fake god. If you spend more time with a thing than you do with God, it's just like making your own golden calf.

**Theo:** Wowser! I didn't mean that I love my Frisbee more than I love God.

**Leader:** I know, and that's our point for today. We can't worship anything more than we worship God. Not golden calves—or even Frisbees.

**Theo:** I can play with my Frisbee *after* church. Now I'm ready to talk about God! I bet he throws a mean Frisbee!







Preschool Activities

The Israelites Build the Tabernacle

Session 7

Exodus 35:4–36:38

Worship Theme:



God deserves our excellent service.

Easy Prep for Leaders

**Good Work!**—Get some blocks out and put them in a messy pile in the middle of the room. Make sure there is at least one block per child in your class. Lay out some newspaper in a different location.

**What's It Used For?**—Gather several brooms (the more the better, but one is fine), paper cups, and a pitcher of water.

Using Theo

Consider using Theophilus the FaithRetriever puppet today in these ways:

- Have Theo lead the preschoolers from the main worship area to the preschool room.
- Have Theo try to play the "Are You Willing?" game and say that he is willing to share his bones with others.
- See the KidsOwn Worship Kit for a puppet skit written for today's worship session.



\* Good Work!

Gather the children around the newspaper.

**Say** Let's talk about jobs.

**Ask** • What jobs do you do at your house?

• If I say, "[name of a child], you did an excellent job making your bed," what do I mean?

**Say** That's right. I mean that [child's name] did a super fantastic job at making [his or her] bed. If you did an excellent job making your bed, you probably worked hard to make sure all the wrinkles were smoothed out so everything was neat and tidy.

It makes us feel good to do excellent work. Sometimes the work we do is for God—we call that service. God deserves our excellent service.

Let's pretend it's our job to build a building for God. But we've got some hard work to do! The blocks are a big mess! Everybody needs to help clean up the mess before we can build.

Encourage the children to pick up one or two blocks and carry them to the newspaper. Have the children work together to build a building with their blocks.

While the children are working, ask the following questions:

- Ask**
- What do you work hard at?
  - Do you like working hard?
  - What does it feel like to know that you're doing excellent work?

• Why is it a good thing to work hard?

After the children have built the building,

**Say** You've all done an excellent job making this building! You're all good builders.

The Bible tells of a time when God asked the Israelites to build a tabernacle. A tabernacle is like a church, but it's also a tent that can be moved from place to place easily.

God asked the people to bring the materials to build the Tabernacle.

**Ask** • What do you think they used to build the Tabernacle?

**Say** The people brought gifts of cloth, leather, wood, gold, and precious stones to build the Tabernacle.

God also had a special person in mind to be in charge of building the Tabernacle. God chose Bezalel to be in charge. God gave Bezalel special talents so that he would make the Tabernacle a special and beautiful place for the people to worship God.

Bezalel taught the people how to do excellent work. And together, Bezalel and the other workers worked hard and created a beautiful Tabernacle for God.

We've got to work hard one more time to clean up our building!

Have the children take blocks from the building and stack them neatly on a shelf.

## Are You Willing?

**Say** God deserves our excellent service. Bezalel and the Israelites served God with excellence. We can, too. I think that Bezalel and the Israelites were happy and willing to serve God with their building skills.

We need to be *willing* to use our gifts and talents for God. Let's play a game to help us remember to be willing to serve God. It's called Are You Willing?

Here's how we play the game. I am the leader. I

will call on each of you by name and ask, "Are you willing?" You say, "Yes, I am. Yes, I am." Then I say, "Good!" I give you a job to do, and you do it. Ready? Here we go!

Play the game, assigning various types of service. For example, you might have a child sing a song or pretend to dust a table. Make sure that each child is called on at least once.

**Ask** • What kinds of things do you think God wants you to do?

• Are you willing to serve God?

**Say** Let's serve God with excellence right now.

---

## What's It Used For?

Hold up a broom.

**Ask** • What is this used for?

**Say** That's right! It's used for sweeping.

**Ask** • How can we use a broom to serve God?

**Say** Let's sweep up our room and give this service to God. God is pleased when we serve him. Let's work hard and do an excellent job for God.

If you don't have many brooms, have the other children wipe off tables or straighten clutter.

Then hold up a cup.

**Ask** • What is this used for?

**Say** That's right. We use cups to drink from.

**Ask** • Can you think of a way to serve God with a cup?

**Say** God is pleased when we serve others. When we serve others, we're really serving God. Let's serve God by getting cold drinks for each other.

Pour water into each cup, and allow the children to give their cups of water to another child.

**Say** We all have gifts and talents. Gifts and talents are things that we can do well.

**Ask** • What are some things you're good at?

• How can you serve God with the things you're good at?

**Say** God has given us all gifts and talents. We can serve God with our gifts. Just as the people of God used their gifts to build the tabernacle, we use our gifts for God. We use our gifts for God because he *deserves* them! God gave us our gifts because he wants us to use them for him.

## Worship Session 7

### Mr. Somebody

**Bible Story:** The Israelites Build the Tabernacle (Exodus 35:4–36:38)

**Worship Theme:** God deserves our excellent service.

**PREPARATION:** Print “Mr. Nobody” on a piece of cardboard, and hang it around Theo’s neck on a string.

*(Theo enters with sign.)*

**Leader:** *(Points to sign.)* Umm. “Mr. Nobody.” Theo, what’s this about?

**Theo:** That’s *me*. Mr. Nobody. I’m no good at anything.

**Leader:** Oh, I get it. Cousin Phil beat you at basketball again.

**Theo:** Like he *always* does. Some dogs just have it all. Big muscles, long legs, awesome talent.

**Leader:** You may not be as good at basketball as Cousin Phil, but you have other talents.

**Theo:** A couple, maybe. Like I once ate 20 hot dogs in two minutes. And I can touch my ear with my tongue.

**Leader:** Those are fun things, but I was thinking of talents that *God* gave you.

**Theo:** You mean stuff like eating 20 hot dogs doesn’t count?

**Leader:** It’s not high on God’s list. Remember when God’s people were traveling through the desert to the land God promised them? God wanted them to build a place to worship him.

**Theo:** You mean like a humongous sand castle? You could build a great sand castle in the desert.

**Leader:** Not quite. It was a beautiful tent they could carry with them. The important part is that God gave them all the talents they needed to build it.

**Theo:** Oh, I remember that story. Wasn’t there a guy with a funny name who could do just about everything? He could probably even beat Cousin Phil at basketball!

**Leader:** That was Bezalel. God gave him many talents. And Bezalel used his talents to teach others so they could all help build a place to worship God.

**Theo:** Wowser! Maybe God could give me talents, too. I’d like to be a great basketball star. And I’d never miss a basket! That would make Cousin Phil crazy!

**Leader:** It isn’t like that, Theo. God knows what work he wants you to do for him. And he gives you the talents you need to do it.

**Theo:** I must have been out to lunch when God handed out the talents. I can’t do anything!

**Leader:** How about singing? You sing in the children’s choir.

**Theo:** Blah! I stink at singing. When I sing, cats howl. Babies cry. Windows break. Airplanes fall out of the sky.

**Leader:** I get the idea, Theo. But don’t forget that when God gives us a talent, we’re not suddenly wonderful at it. We have to work at it to become better and better.

**Theo:** Makes me tired just thinking about it. Nap time! *(Tips head sideways and snores.)*

**Leader:** Wait a minute. I know what special talent God has given you: Talking to the boys and girls. Making them glad they came to church. Being friendly.

**Theo:** Being friendly? That’s a talent God can use? I thought it would have to be something super-duper hard. Being friendly is easy! *(To children)* Hello! How are you! Glad to see you! *(To Leader)* Hey, this is fun. I guess I better change my sign to Mr. Somebody!





Preschool Activities

Moses Sends Spies Into the Promised Land Session 8

Numbers 13:1–14:23

**Worship Theme:**



God never fails.

**Easy Prep for Leaders**

**God Never Fails**—Tape an inflated purple balloon to the ceiling or on the wall too high for you to reach it standing on the floor.

**You Can't Beat God!**—Gather a small ball, several milk cartons or 2-liter soda bottles, and a heavy object that can't be knocked down by rolling a ball, such as a box of books.

**Using Theo**

Consider using Theophilus the FaithRetriever puppet today in these ways:

- Have Theo lead the preschoolers from the main worship area to the preschool room.
- Have Theo try to touch the balloon during the “God Never Fails” activity.
- See the KidsOwn Worship Kit for a puppet skit written for today's worship session.



*God Never Fails*

**Say** Today we are worshipping God because he never fails. To fail means that we can't do something. Even though we try, we sometimes fail. But God never fails—he can do anything.

I need to use a balloon for the Bible story today. Can you reach it for me? Try to stretch your arms up and touch the balloon. Do this with the children.

**What happened? We failed. We can't touch it. Let's try harder. Let's stand on our tippy toes and touch the balloon.** Do this with the children.

**What happened? We failed again. We still can't touch it. Let's jump as high as we can and touch the balloon.** Do this with the children.

**Warning**

To avoid potential choking hazards, pick up pieces of any broken balloons promptly.

**What happened? We failed. No matter how hard we try, we can't touch the balloon by ourselves.**

**God never, ever fails. He can make anything happen.** Stand on a chair to remove the balloon from the ceiling and place it just above the children's heads.

**Now, gently touch the balloon.** (Pause.)

**You couldn't reach the balloon because it was too high. It seemed to be impossible for you to touch the balloon. But I brought the balloon down where you could reach it. In the same way, God makes impossible things happen. God never fails at what he does. God will help us do what we need to do because God is on our side. Let's place the balloon over here because we will need it later.** Put the balloon out of the children's reach.

*How Big Is a Giant?*

**Ask** • **How big is a giant? Is a giant this big?** Make a pencil mark on the wall a little taller than the children. **Is a giant this big?** Make a mark as tall as you are. **Is a giant this big?** Make a mark as high as you can reach.

**Say** **God is even bigger and stronger than giants, because God made the giants!** Open your Bible. **Our Bible story tells us about a land called the Promised Land that had giants in it. It also had great big grapes.** Show the children the balloon. **The grapes might have been as big as this balloon!**

**Ask** • **What would you think if you asked your mom for some grapes and she gave you a grape that was this big?**

**Say** **The Promised Land had all kinds of good things to eat. God knew that his people would need good land that could grow lots of food. God wanted to provide for them, because God never fails. God didn't just give them a land that would grow food; God gave them a land**

that would grow great big fruit (hold up the balloon) and other wonderful food.

Raise your hand if you like sweet things to eat. (Pause.) I love sweet things to eat. In the Promised Land, God even provided sweet things for his people to eat—this honey, for example. Allow the children to use spoons to taste some honey. God never fails to provide all our needs.

**Ask** • When you eat a meal, what else do you need beside food?

**Say** That's right, God knew they would need something to drink. So God did not fail them. He gave them lots of milk to drink in the land. Distribute cups of milk to drink.

God told his people to go to the Promised Land, but some of them were afraid of the giants in the land. God told them he would take care of the giants for them, but some of the people didn't believe God.

Joshua and Caleb knew the secret, and they weren't afraid to say it right out loud. Let's say it together in a loud voice, "God never

fails!" Lead kids in repeating the phrase.

Joshua and Caleb told the others that they could go in and take the land because God would be with them. They knew that it is really no secret that God never fails. Let's stand up and shout, "God never fails!" Lead

the children in shouting the phrase.

**We know that God is bigger, stronger, and better than any giants! We know that God never fails. That's why we worship God! Let's say it together one more**

**time, "God never fails!"** Lead the children in shouting, "God never fails!"

### ALLERGY ALERT



Be aware that some children have food allergies that can be dangerous. Know your children, and consult with parents about allergies their children may have. Also be sure to read food labels carefully as hidden ingredients can cause allergy-related problems.

### \* You Can't Beat God!

**Say** We're going to play a game that helps us to remember that God never fails. This game is called You Can't Beat God!

Set up the milk cartons like bowling pins.

**Say** We're going to take turns rolling this ball to knock the cartons down. Allow the children to knock them down.

That was very easy. We knocked these over easily. We can beat this game easily. But you can't beat God.

Replace the cartons with a heavy object.

**Say** God is sort of like this heavy box. You can't knock God over. No enemy can beat God. The giants in the land may have been big, but they could not have beaten God!

Allow the children to roll the ball at the box.

**Say** God is greater than anyone! God is strong, and God cares about us. God will help us. God is on our side! No one can knock God down because God never fails!

## Worship Session 8

# The Invisible Dog

**Bible Story:** Moses Sends Spies Into the Promised Land (Numbers 13:1–14:23)

**Worship Theme:** God never fails.

**PREPARATION:** Place a party hat on Theo's head. Tape an empty bottle with a cap to Theo's paw.

*(Theo enters wearing the party hat and holding the bottle.)*

**Leader:** *(Claps hand to mouth.)* Oh no, Theo! I hope I didn't forget your birthday.

**Theo:** *(Jumps up and down.)* It's not my birthday, but I am having a party. It's an I'm-So-Happy-My-Tail-Is-Almost-Wagged-Off Party. And it's all because of the mysterious stuff in this bottle.

**Leader:** It's a *mystery* to me what you're talking about. You'd better explain.

**Theo:** You know how bad I am at math, right? And how scared I get when my teacher calls me to the blackboard to do problems? *(Waves bottle.)* Well, I'll never have to worry about getting called on again.


**Leader:** I guess you better show us how this mysterious stuff works.

**Theo:** Nothing to it. Just open the bottle, and pour it over my head.

**Leader:** *(Takes bottle, uncaps it, and looks inside.)* There's nothing in the bottle. It's empty.

**Theo:** It just *looks* empty. Pour it over my head.

**Leader:** This is getting more and more mysterious. *(Turns bottle upside down over Theo's head.)*



**Theo:** OK, everybody close your eyes. Now count to five. One! Two! Three! Four! Five! Open your eyes! *(Turns from side to side.)* OK, what's different about me?

**Leader:** I'm afraid I don't know.

**Theo:** Hey, stop joking around. Come on, you know! I'm invisible! The mysterious stuff made me invisible!

**Leader:** *(Shakes head.)* Oh, Theo, look at your paw. Can you see it?

**Theo:** Of course I can see it, but nobody else can. That's the great thing about it.

**Leader:** Have you tested this stuff on anyone else?

**Theo:** Nope. It just came in the mail yesterday. It cost me my whole allowance for two months. But it's worth it. My teacher won't ever call on me again. If she looks my way, I'll just quickly become invisible!

**Leader:** Theo, I don't want to ruin your party, but this mysterious stuff doesn't work. I can see you as plainly as before.

**Theo:** What a rip-off! And even worse, my teacher is still going to call on me!

**Leader:** Sounds to me like math has become a giant in your life, Theo. And you can't count on mysterious stuff to fight giants for you.

**Theo:** *(Dejectedly)* Then what can I count on?

**Leader:** You can always count on God. Joshua and Caleb knew that. They found giants in the land God promised to give his people. But they weren't afraid because God was on their side.

**Theo:** You mean God will do my math for me?

**Leader:** No, but he'll help you work hard to understand it. Then you don't have to be scared when your teacher calls on you. God is on your side, and God never fails.

**Theo:** I'm gonna toss this old bottle in the recycling bin. If God is on my side, I don't need to be invisible.





Preschool Activities

# Balaam's Donkey Talks

Session 9

Numbers 22:1-38

**Worship Theme:**



God helps us obey him.

**Easy Prep for Leaders**

**Donkeys and Angels**

- Set out a paper lunch sack and a large coffee filter for each child, transparent tape, construction paper, scissors, yarn, and markers.
- Cut one pair of construction-paper donkey ears for each child.

**Using Theo**

Consider using Theophilus the FaithRetriever puppet today in these ways:

- Have Theo lead the preschoolers from the main worship area to the preschool room.
- Have Theo tell the Bible story as your talking stuffed animal.
- See the KidsOwn Worship Kit for a puppet skit written for today's worship session.



*Cause My Feet to Follow*

**Say** When we're little, we have to obey our parents. When we obey our parents, we're obeying God. Open a Bible to Ephesians 6:1, and show it to the children. **Look, it says right here, "Children, obey your parents in the Lord, for this is right." Every time you obey your parents, you're obeying God! Let's take off our shoes and put them in a pile. (Pause.) Put your feet up in the air, and wiggle them at me. Let's use our feet to practice obeying God.**

Give instructions that the children can obey. For example, tell them to skip across the room, dance with a partner, spin around in circles, or give someone a back rub.

**Say** What obedient feet you have! You were all so quick to follow my instructions! Let's take our shoes now and make a path around the room with them.

Make a winding path with the shoes, spacing them to make it as long as possible. Practice the following song to the tune of "Frère Jacques" once or twice before traveling the path.

**Cause my feet  
To follow Jesus.  
Help me, Lord; help me, Lord.  
Cause my feet to follow;  
Cause my feet to follow;  
Help me, Lord; help me, Lord.**

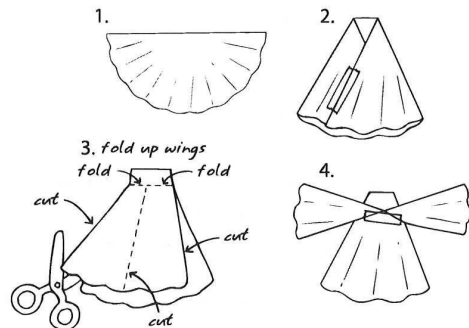

Have the children walk the path of shoes as they sing the song once or twice more. Then have them walk the path again, pick up their shoes when they come to them, and keep walking. Gather children in a circle and have them put their shoes on.

**Say** God made our hands and feet, our eyes and ears, and our voices so we can obey him. He wants us to do good things. God helps us obey him.

\* *Donkeys and Angels*

**Say** There's a Bible story about a man named Balaam who had a donkey. God used the donkey and an angel to help Balaam obey. Let's make donkey puppets and angel puppets, and then you can help me tell the story. Our puppets will help us remember that God helps us obey him.

Show children how to make a donkey puppet by taping two ears to the folded top edge of the bag (see illustration). Tape pieces of yarn down the back of the bag for the mane. Show children how to use markers to draw eyes and a nose.



To make an angel puppet, fold a coffee filter in half. Fold down the two sides and tape them, leaving a small opening in the top (as shown on previous page). Flip over the filter. Cut three slits in the top layer, one up the back and one on each side, stopping about half an inch from the end. Fold up the cut portions to form wings, and tape them into place. The children will put a finger through the opening at the top to be the angel's head.

While children work, ask the following questions.

**Ask** • What are some times when you have to obey?

• What happens when you don't obey?

**Say** God will help you obey him. That's what the Bible story of Balaam and his donkey is about.

### \* *The Talking Donkey*

You'll need a stuffed animal and the puppets from the "Donkeys and Angels" activity. Have the children hold their puppets in their laps until you tell them what to do.

Show children the stuffed animal.

**Ask** • Do you have a favorite pet or stuffed animal? Tell us about it.

• What would you do if your favorite animal started talking to you?

**Say** A talking animal would be pretty amazing, wouldn't it! I'm going to pretend that my stuffed animal is telling you the Bible story today. Hold the stuffed animal and move it as if it were a puppet. **One day Balaam's donkey talked to him! It's true! Put your donkey puppet on, and be ready to help me.**

God's people, the Israelites, had escaped from Egypt where they'd been slaves. Now they were on their way to the Promised Land, and they were camping by the banks of the Jordan River.

Balak was the king of the land where the Israelites camped. King Balak saw how many Israelites there were, and he became very afraid. He thought the Israelites were going to take away his land so that he wouldn't be the king anymore.

King Balak sent a message to a man named Balaam who lived by the river. King Balak wanted Balaam to put a curse on the Israelites so that bad things would happen to them. Then they wouldn't be able to take the king's land.

Before Balaam would agree to put a curse on God's people, he decided to talk to God about what he should do.

**Ask** • What do you think God said to Balaam?

**Say** God told Balaam not to put a curse on the Israelites because the Israelites were blessed. Good things were to happen to them.

When the king found out that Balaam wouldn't do what he asked, he asked Balaam to come and see him. He wanted to change Balaam's mind, and he planned to offer him a reward.

God told Balaam that he could go visit the king, but that he could only say what God told him to say.

So Balaam hopped on his donkey to go see the king. Make your donkey go walking as if it were Balaam's donkey. Can you make some clip-clopping sounds? Good job! Put your donkey in your lap now, and pet him so he'll be quiet.

God was angry with Balaam. God knew that the attitude of Balaam's heart wasn't right. Pop your donkey puppet up, and say, "Oh no!" Then pet him again so he'll be quiet.

It was very important to God that Balaam obey him. So God sent an angel to block the donkey's path. Put on your angel puppet and have it block the path as your donkey travels along the road. (Pause.) The donkey obeyed the angel and stopped. Make your donkey walk—now stop! Good donkeys!

But Balaam kept trying to go on. He couldn't see the angel. Make your donkey walk again, and have your angel block its path. (Pause.)

Three times this happened. Balaam got so mad he started to hit his donkey. Pet your donkey softly, and say, "Poor old donkey!" You're much nicer than Balaam!

Then it happened! God made the donkey talk to Balaam! Make your donkey talk and say, "Obey God, Balaam!" Suddenly Balaam could see the angel! Now he knew what God wanted—he was ready to obey God with his whole heart.

**Ask** • Why did God make the donkey talk to Balaam?

• How does God help us obey him?

**Say** God went to a lot of trouble to help Balaam obey! He made his donkey talk! That's how much God cares about us. He cares about you, too! God gave you your parents and teachers to help you learn to obey him. When you go home today, hug your favorite pet or stuffed animal, and tell God "thank you" for helping you obey.

## Worship Session 9

# A Balaam Kind of Day

**Bible Story:** Balaam's Donkey Talks  
(Numbers 22:1-38)

**Worship Theme:** God helps us obey him.

**PREPARATION:** None

*(Theo stands with back to children.)*

**Leader:** Theo, all the children are here. Why are you standing with your back to us?

**Theo:** I don't want to be here.

**Leader:** Where do you want to be?

**Theo:** *(Turns to Leader.)* At the football game. Becky asked me to go with her family today.

**Leader:** Did your mom and dad say you couldn't go?

**Theo:** *(Shamefaced)* Yeah, they said I couldn't go. But I told Becky that they said I could go.

**Leader:** Theo, you know that was wrong!

**Theo:** *(Shamefaced)* Yeah, I know it was wrong. It didn't matter, though, 'cause I didn't get to go to the game. Even Becky's family never got there!

**Leader:** What happened?

**Theo:** Becky's dad had a problem with his car. The engine wouldn't start.

**Leader:** Why wouldn't the engine start?

**Theo:** He lost his keys.

**Leader:** Oh, no! Where did he lose them?

**Theo:** He lost them when he was climbing the ladder in the rain.

**Leader:** Ladder? What was he doing on a ladder?

**Theo:** He was trying to put out the fire in the tree in their backyard.



**Leader:** Why was their tree on fire?

**Theo:** It caught on fire when it was struck by lightning. It was a *really bad* morning.

**Leader:** *(Shakes head.)* Theo, all of this reminds me of Balaam. He was a man who disobeyed God in his heart. He started out on his donkey to meet with a king who wanted him to curse God's people. Three times God sent an angel to block the road so the donkey couldn't pass. Then God made Balaam's donkey talk to him.

**Theo:** His donkey! That's funny! Do you think God would make my pet turtle talk to me about what God wants?

**Leader:** *(Laughs.)* Probably not, Theo. But God does allow things to happen so that we have a chance to figure out what he wants.

**Theo:** Didn't God want me to go to the game?

**Leader:** I think God wanted you to put him first by obeying your parents. Each problem gave you some time to think about that.

**Theo:** You mean God uses everyday stuff to help us obey him?

**Leader:** That's right. It's important to God that we obey him. He helps us in all sorts of ways.

**Theo:** You don't think I could've gone to the game just this once?

**Leader:** What does your heart tell you?

**Theo:** *(Thinks for a moment.)* My dad's taping the game. I guess I can watch it later.

**Leader:** Since you're here, why don't you come be a part of our worship time?

**Theo:** Okey-dokey. But you know what? I still think it'd be pretty neat if God made my turtle talk!



## Preschool Activities

## Joshua Becomes Leader of Israel

Session 10

Joshua 1:1-11

## Worship Theme:



God encourages us.

## Easy Prep for Leaders

**Colorful Encouragement**—Pour 2 percent milk (whole or 1 percent will not work as well) in the bottom of a jellyroll or cake pan. Set this on a table with several colors of food coloring and liquid dish soap.

## Using Theo

Consider using Theophilus the FaithRetriever puppet today in these ways:

- Have Theo lead the preschoolers from the main worship area to the preschool room.
- Have Theo set the timer for Hug-o-War.
- See the KidsOwn Worship Kit for a puppet skit written for today's worship session.



## Hug-o-War

**Say** Encourage is a big word that means someone makes you feel brave or strong or that you can do something hard. God gives us our parents and friends to encourage us.

- Ask**
- What are some ways your mom or dad encourages you?
  - What are some ways you can encourage others?

**Say** We can tell people we love them as God does. He tells us in the Bible again and again that he loves us. Another great way to encourage people is to give hugs. Hugs are like saying, "I love you," or "You're great!" Let's encourage each other with God's love and hugs. Let's play a game called

**Hug-o-War. If everyone gets a hug before the timer goes off, we win the Hug-o-War!**

Have children stand in a line. Set the timer for enough minutes to complete the activity, depending on the size of your group. Have a child at one end begin by going down the row and giving everyone a gentle hug. When the hugger reaches the last child in line, he or she should join the line. Continue until each child has had a chance to hug everyone. As the children hug down the line, have everyone else cheer them on to be fast and to beat the timer. If you don't beat the timer the first time, set it for a little longer, and try again.

**Say** What good huggers you are! We won our Hug-o-War! You encouraged each other with hugs and by cheering for each other. God encourages us, too.

## You Can Do It!

Gather children around you on the floor.

**Say** God chose Joshua to take Moses' place as the leader of God's people. Joshua probably was a little worried, maybe even scared. How could he ever do all the wonderful things Moses did?

- Ask**
- What amazing things do you remember about Moses?

**Say** Moses was brave, and he obeyed God. Even though Joshua might have been scared about taking Moses' place, God wanted him to be strong and full of courage. God said to Joshua, "You can do it!" And Joshua did it! Let's do some things that might be hard for us. I'm

going to tell you three things to do. The rest of us will call out, "You can do it!" to cheer you on.

Instruct each child to do three things. For very young preschoolers, you may want to limit the instructions to two things. If you have a large group, have two or three children follow the instructions at the same time. Have the children who are watching call out, "You can do it!" to encourage each "doer" and "You did it!" after each child completes the task.

Here are some examples of three-part instructions.

- Walk to the table, pat the table, and then walk back to us.
- Jump to the light switch, turn off the lights, and crawl back.
- Crawl to the light switch, turn on the lights, and then jump back.

- Hop to the bookshelf, pick up a book, and bring it to me.
- Put the book on the bookshelf, knock on the door, and wave at us.
- Touch the wall on the other side of the room, blow kisses to the group, and then come back.

**Say** What good listeners and doers you are!

**Ask**

- Was it easy or hard to follow the instructions?
- How did you feel when everyone cheered you on?

- What are some hard things you have to do at home?

**Say** When we're at home, we have to obey. We have to follow our family rules. We have to do our chores. Sometimes those are hard things to do. But God says, "You can do it!" God encourages us. Pat your neighbor on the back, and say, "You can do it!"

### \* *Colorful Encouragement*

Gather the children around the table of supplies you prepared before the session.

**Ask** • What are some nice things you could say to someone?

**Say** When we say nice things to someone, that's called encouragement. We can say, "I love you," or "Do you want a hug?" or "You can play with my toys," or "You can do it!" Those things make people feel loved and special. That's how we feel when God encourages us. Think of an encouraging thing to say. When it's your turn, tell us your encouraging words, and then put a drop of food coloring into the milk. I'll start first.

Say something encouraging, and squeeze a drop of food coloring anywhere in the pan of milk. Give each child a chance to say something encouraging and gently squeeze the bottle of food coloring to add a drop in the pan. Caution the children

not to get the food coloring on their clothing. Encourage the children to put their drops of food coloring where no one else has placed a drop. It's OK if children repeat encouraging words someone else has already said.

**Say** Our pan of milk looks pretty with all those nice things you said! And when God encourages us—WOW! That's extra special! Here's what God says to you. He says, "I love you." (Put a drop of dish soap anywhere in the pan.) And he says "You can do it!" (add another drop somewhere else in the pan) and "I'll always be with you," (add another drop) and "Don't be afraid." (Add another drop.) Watch as the colors begin to swirl and mix together.

When God encourages us, we feel special, just like our pan of milk looks really special. Let's clap and thank God for all the special ways he encourages us. Thank you, God.

## Worship Session 10

### Messing Up

**Bible Story:** Joshua Becomes Leader of Israel (Joshua 1:1-11)

**Worship Theme:** God encourages us.

**PREPARATION:** Tie or tape hair ribbons on Theo's ears.

**Theo:** (*Talks in a high voice.*) Hi! I'm Becky Beagle. Theo couldn't come today.

**Leader:** You can't fool us, Theo. We know it's you.

**Theo:** I'm not Theo. Theo's much prettier than me. I mean Becky's much prettier than me. I-I mean—(*in normal voice*) Oh, forget it! Take these stupid ribbons off.

**Leader:** (*Pulls off ribbons.*) OK, Theo, 'fess up. What's going on?

**Theo:** I messed up big-time yesterday. I was practicing with the children's choir. We're singing in church next week, you know.

**Leader:** Yes, we're all looking forward to hearing you.

**Theo:** Not this time! This time you better bring earmuffs and a blindfold.

**Leader:** I can't imagine anything could be that bad. What happened?

**Theo:** (*Moans.*) It was worse than anything! I forgot the words of "I Walk by Faith." I couldn't just stand there like a dope, so I started making up words and got everybody all mixed up.

**Leader:** That was just a small mistake. Nothing to worry about.

**Theo:** It gets worse. We're supposed to move to the music: (*demonstrating*) first left, then right. Well, you know me. I always get stuff mixed up. So I was going right when everybody else was going left. And I was going left when everybody was going right. It was awful! Then Pansy Poodle yelled at me.

**Leader:** I'm sure Pansy is sorry about yelling at you.

**Theo:** I haven't told you the whole story. When I was going right and she was going left, I hit her smack in the nose.

**Leader:** (*Smiles.*) Sounds like you and Pansy both had a bad day.

**Theo:** On second thought, you can forget the earmuffs and blindfold. I think God wants me to sit down and shut my mouth instead of messing everybody up.

**Leader:** I doubt that. Do you remember when Joshua was leading the Israelites into the land God promised them? Joshua and his men had to fight some tough battles against some really bad people before they could live there.

**Theo:** Was Joshua scared of messing up, too?

**Leader:** I'm sure he was scared. And he was probably discouraged when things went badly.

**Theo:** Wowser! Did he run away and hide?

**Leader:** No. He kept right on fighting. Do you know why?

**Theo:** 'Cause God would get mad and yell louder than Pansy if he ran away?

**Leader:** (*Gently*) Oh, Theo, God won't yell at us when we mess up. In fact, God told Joshua that if Joshua depended on God and kept on trying, God would never let Joshua fail.

**Theo:** Not even once?

**Leader:** Not even once.

**Theo:** Maybe if I keep practicing, God will help me do everything right next Sunday.

**Leader:** I'm sure that would please God, Theo. And I'm sure you won't fail.







Preschool Activities

Joshua Sends Spies to Jericho

Session 11

Joshua 2:1-24

Worship Theme:



Our faithfulness honors God.

Easy Prep for Leaders

**Faithful Actions**—Set up two or three stations for practicing household chores:

- Vacuuming—Set out a handheld vacuum cleaner or a broom and dustpan. Sprinkle something coarse, such as oatmeal or rice, on the floor for children to clean up.
- Dishwashing—Set out tubs of warm, soapy water and clear rinse water; a variety of plastic containers to wash and dry; and a towel.
- Dusting—Provide small cloths to use as dust cloths.
- Chair cleaning—Put water in spray bottles and provide paper towels so children can spray chairs or tables and wipe them off.
- Snack preparation—Set out supplies for a simple snack, such as cream cheese on crackers or frosting on vanilla wafers, that the children can assemble.

Faithful Rahab

- Use a knife to cut a small slit, the width of a craft stick, in the bottom of a foam cup for each child.
- Cut red yarn into 6-inch lengths, one for each child.
- Set out the craft sticks, cut cups, and yarn.

**I Spy Faithfulness**—Make a spy’s “magnifying glass” by cutting out the center of a sturdy paper plate and taping a craft stick or paint stirrer to the side of it for a handle.

Using Theo

Consider using Theophilus the FaithRetriever puppet today in these ways:

- Have Theo lead the preschoolers from the main worship area to the preschool room.
- Have Theo help children with the cleaning chores in the “Faithful Actions” activity.
- See the KidsOwn Worship Kit for a puppet skit written for today’s worship session.



\* Faithful Actions

Gather the children around you.

**Say** Being faithful means doing the right things at the right times.

**Ask** • What are your jobs at home? church? preschool?

**Say** When you obey your mom or dad, even when they’re not looking, you’re being faithful. When you love and help others, you’re being faithful, too. Our faithfulness honors God. Let’s practice some ways to be faithful.

Briefly discuss each of the stations. Help children form small groups and rotate through the stations. Make sure each child tries every activity. (If children make snacks, have them wipe their hands first.)

**Preschool Leader Tip**

Have an adult or teen helper assist at each station. If you don’t have helpers, talk to the worship leader before children’s church, and arrange for a few older volunteers from the group to help you with this activity.

After the children have rotated through the stations, gather them together.

**Ask** • What are some things you practiced doing?  
• How do these things honor God?

**Say** You were such good helpers today! You can be good helpers at home, too. When you help others, you’re being faithful. Our faithfulness honors God.

If children made a snack at one of the stations, have them serve it to one another now. Praise children for being faithful in helping each other.



**ALLERGY ALERT**

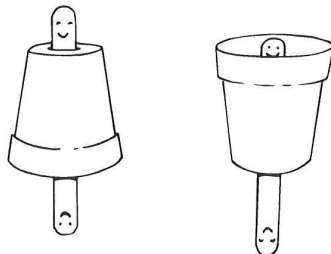
Be aware that some children have food allergies that can be dangerous. Know your children, and consult with parents about allergies their children may have. Also be sure to read food labels carefully as hidden ingredients can cause allergy-related problems.

## Faithful Rahab

**Say** Let's make puppets to help us tell our Bible story. Our story is exciting—it has spies and a brave woman named Rahab in it!

Help children draw smiley faces at each end of a craft stick, one for Rahab and one for a spy. Show them how to slide the stick through the slit in a cup so that the spy face is inside the cup.

When everyone has made a puppet, gather the children in the story area. Open your Bible to Joshua 2:1-24.



**Say** When Joshua became the leader of Israel, he sent two spies to a place called Jericho.

**Ask** •What is a spy?

**Say** Spies don't want anyone to see them. Joshua's spies sneaked into Jericho to see how strong the enemies were. Here's my spy. Push the spy end of your stick up so it "looks" over the cup, make "the spy" look around, and then pull it back into the cup.

**Make your spy peek out now; then hide him again. Don't let the enemy see him!** (Pause.)  
**Good job, everybody. Joshua's spies went**

**quickly into Jericho. They went to the house of a lady named Rahab.** Turn your cup puppet over, and move Rahab around in a happy way.

**Show me your Rahab.** (Pause.) **Rahab knew that God was a friend of the spies. She knew that God was more powerful than anyone. So when enemy soldiers came to her house to kill the spies, Rahab acted quickly. She hid the spies on the roof of her house. Hide your spy now.** Turn the cup over, and cover it with your hand to hide the spy.

**The soldiers couldn't find the spies! Finally they went away. Rahab said to the spies, "When you come back to this city, remember to protect me and my family the way I protected you." They agreed to protect Rahab.** Drape the piece of red yarn around Rahab.

**The spies gave Rahab a red cord. They told her to hang it out her window so they would know which was Rahab's house. They said they would protect her house.** Give everyone a piece of red yarn to put on their puppets.

**Ask** •What did Rahab do that was good?

**Say** Rahab believed in and trusted God. Rahab was willing to help others. Rahab was *faithful*. God wants us to be faithful, too. Our faithfulness honors God.

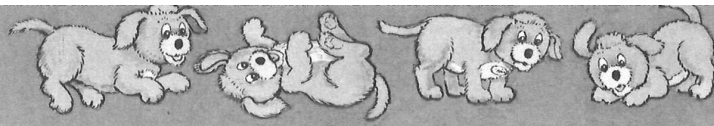
## I Spy Faithfulness

Hold up the paper plate magnifying glass, and look from child to child.

**Say** In our Bible story today, Joshua sent spies into Jericho to see what the land was like. Rahab saved their lives by hiding them from their enemies. Spies learn to see things other people don't see. I have my spy glass here. I'm spying, looking for some faithful people like Rahab. Stop turning the "spy glass," and look at one child. Say something like, "I spy someone

who loves God with all [his or her] heart. [Name of child] is faithful to God." Continue to look for faithful children, find each child in the group, and give each child an affirmation. Affirmations might include "I spy someone who tries hard to obey [his or her] mom or dad," or "I spy someone who comes to church every week." Make sure each child is affirmed.

**When you are faithful in little things, you make God happy. Let's remember to be like Rahab. Our faithfulness honors God.**



## Worship Session 11

# A Faithful Promise-Keeper

**Bible Story:** Joshua Sends Spies to Jericho  
(Joshua 2:1-24)

**Worship Theme:** Our faithfulness honors God.

**PREPARATION:** None

**Theo:** I feel awful! Like a blob of bubble gum on the bottom of somebody's shoe.

**Leader:** I have a hunch that you started doing Cousin Phil's paper route today.

**Theo:** Yeah, and I feel like I've been up all night. Seems like all I've done is get papers off people's roofs and out of people's sprinklers. I got soaking wet at Becky Beagle's house. I didn't know people watered their lawns at four in the morning.

**Leader:** Wait a minute. Aren't you supposed to throw them onto the driveway?

**Theo:** Yeah, but those crazy papers seem to end up all over the place. Cousin Phil never told me it would be this hard.

**Leader:** Isn't Cousin Phil only on vacation for two weeks? And didn't you promise Cousin Phil that you'd deliver his papers every morning until he comes back?

**Theo:** Yeah, but I didn't know it was going to be so hard.


**Leader:** What would happen if you didn't keep your promise?

**Theo:** (*Grouchily*) I guess nobody would get a newspaper.

**Leader:** And what else?

**Theo:** Cousin Phil would lose his paper route.

**Leader:** Those are certainly good reasons to keep your promise. But there's an even better one. God is a faithful promise-keeper, and he wants *you* to be, too. He knows



how hard it is for you to get up and do the route, but he wants you to stick with it.

**Theo:** God gets up that early? I thought somebody that important would get to sleep in 'til noon!

**Leader:** God never sleeps, Theo. If you ask him, he'll go on the paper route with you. He wants to help you be as faithful as Rahab was.

**Theo:** Did Rahab have a paper route, too?

**Leader:** No. Rahab lived in the time of Joshua, long before there were newspapers. But news traveled fast anyway. She heard about God's people walking through the desert to reach the Promised Land. She heard about the miracles God worked for them.

**Theo:** I wish news traveled that fast around here. Then the people on Cousin Phil's paper route wouldn't even need a newspaper!

**Leader:** If there had been newspapers, what Rahab did would've been in big headlines on the front page. Woman of Jericho Hides Joshua's Spies! But it's good that nobody knew or else the king's soldiers would've killed the spies and Rahab, too.

**Theo:** That'd be awful! I guess throwing papers isn't so bad. Nobody ever died from getting soaked by a sprinkler.

**Leader:** Probably not. But Rahab took a *big* risk. She knew that God is worthy of our faithfulness because he's faithful and always keeps *his* promises. She trusted his promise that she and her family would be saved when Joshua's army attacked Jericho.

**Theo:** If Rahab can risk her neck being a faithful promise-keeper, I guess I can keep my promise to throw a few papers.



## Preschool Activities

## The Israelites Cross the Jordan River

Session 12

Joshua 3:1–4:24

## Worship Theme:

*We can thank God for what he does.*

## Easy Prep for Leaders

**Say** "Thank You"—Place three rocks in a small plastic bag for each child.

## Using Theo

Consider using Theophilus the FaithRetriever puppet today in these ways:

- Have Theo lead the preschoolers from the main worship area to the preschool room.
- Have children do nice things for Theo during the "Say Thank You" activity.
- See the KidsOwn Worship Kit for a puppet skit written for today's worship session.



## Show Me the Story

**Say** When the Israelites got to the land God had promised them, they realized they had a problem. They had to go across a big, deep river to get to the Promised Land.

**Ask** • What do you think that river looked like?

Encourage the kids to act like they think a big, deep river would act. Help them understand that the river would be powerful, fast, and probably frightening.

While the children act like the river, continue to paraphrase the story.

**Say** The leaders of the people told them, "The priests are going to carry the ark of the covenant into the river. When you see them carrying it, follow them. But don't get too close to the ark. God is going to do something amazing." So when the priests started carrying the ark of the covenant toward the river, the people followed. When the priests put their feet in the water, something amazing really did happen! The river stopped flowing, and the water stood in one place!

Show me what that must have looked like.

Indicate to children that they are to simulate the river by stopping where they are and lying still on the floor. Then as you continue with your paraphrase, walk among the children to represent the way the Israelites walked across the riverbed.

**Say** When the water stopped flowing, the people walked across the river on dry land! After they had crossed the river, they gathered some stones from the middle of the river and built a large pile of stones to remind them to thank God for what he did for them.

**Ask** • How do you think the Israelites felt after they crossed the river on dry land?

**Say** Show me how you think the people acted after they crossed the river.

Encourage children to express happiness by jumping, dancing, and celebrating.

**Say** Do you know what the Israelites said after they crossed the river? They said the same thing people say when other people do something nice for them.

**Ask** • What do people say when other people do something nice for them?

**Say** We can thank God for what he does. Let's say thank you to God all together: Thank you, God!

## Say "Thank You"

**Say** Let's play a game. We're going to practice saying "thank you." We're going to do nice things for each other and say "thank you." The nice things we do can remind us of the nice things God does for us. After someone does something nice for you, say "thank you."

Encourage children to do nice things for each other, such as patting each other's arms, handing out toys, or hugging. Remind children to say "thank you" after each nice gesture. Also, be sure each child is the recipient of at least one nice gesture.

**Say** Now we're going to say nice things to each other. The nice things we say can remind us of the nice things God says to us. After someone says something nice to you, say "thank you."

Encourage children to say nice things to each other, such as "I like you," "I'm glad you're here," or "You're nice." Remind children to say "thank you" after each nice statement. Also, be sure each child is the recipient of at least one nice statement.

**Say** Now I'm going to give each of you a small bag of rocks, and I want you to say "thank you."

These rocks can remind us of the rocks the Israelites set up to remind them to thank God.

Give each child a bag of rocks, and encourage children to say "thank you."

**Say** Let's count our rocks.

Help children count to three.

**Say** These rocks can remind us to thank God for what he does. Since we all have three rocks, let's try to think of three different kinds of things God does for us.

**Ask** • I gave you a gift of three rocks. What kinds of gifts does God give us?

• You did nice things for each other. What nice things does God do for us?

• You said nice things to each other. What nice things does God say to us?

• What should we say to God for what he does?

**Say** Let's say it all together to thank God for what he does: Thank you, God!

## \* Thanksgiving Snack

**Ask** • What does your family do at Thanksgiving?

**Say** At Thanksgiving, most people thank God and enjoy the gifts he's given us by eating a meal. Many people eat turkey at Thanksgiving. Let's make our own small turkey meals now.

Have children wipe their hands with the hand wipes. Then help them make small turkey sandwiches. They should place a small amount of turkey lunchmeat and a small slice of cheese between two crackers.

**Say** As you eat your turkey, say one thing you're thankful for. We'll do this to thank God for what he does.

As kids eat their treats, allow each person to say one thing he or she is thankful for.

### ALLERGY ALERT



Be aware that some children have food allergies that can be dangerous. Know your children, and consult with parents about allergies their children may have. Also be sure to read food labels carefully as hidden ingredients can cause allergy-related problems.

## Worship Session 12

# Thankful Pie

**Bible Story:** The Israelites Cross the Jordan River (Joshua 3:1–4:24)

**Worship Theme:** We can thank God for what he does.

**PREPARATION:** Tie a large, cloth napkin around Theo's neck.

*(Theo enters with napkin around neck.)*

**Leader:** You look all ready for Thanksgiving dinner, Theo.

**Theo:** I sure am! Wowser! You should see what my grandma makes for us! I can just taste those gravy bones and flavored doggie biscuits.

**Leader:** It sounds like you're a thankful puppy. What should we do when we're thankful for something, Theo?

**Theo:** Well, I guess we should say thank you.

**Leader:** And how do we say thank you to God?

**Theo:** Umm...Oh! We pray! We can pray and tell God how much we like stuff.

**Leader:** Exactly! Why don't we pray right now and thank God?

**Theo:** Here? In front of everybody?

**Leader:** You'll do fine. Just tell God what you're thankful for.

**Theo:** Then here it goes. *(Bows head.)* Dear God...*(Looks up at Leader.)* Is that an OK way to start?

**Leader:** Perfect. Go ahead.

**Theo:** *(Clears throat.)* Dear God, we're all here talking about stuff we're thankful for. *(Pauses.)* So, God, I just wanted to tell you that I'm thankful for food. All kinds of good food. *(Looks up at Leader.)* Is that OK?

**Leader:** You're doing fine. Keep going. Tell God what else you're thankful for.

**Theo:** I'm thankful for my family. I'm thankful for my friends, like Becky Beagle and Cousin Phil, even though Cousin Phil sort of bugs me sometimes. Oops! *(Looks at Leader.)* I probably shouldn't say that, should I?

**Leader:** It's fine, but why don't you stick to the things you're glad about for now.

**Theo:** *(Bows head.)* Um, sorry, God. Where was I? Oh! And I'm thankful for my pet turtle. And for spiders that are cool to look at with a magnifying glass. *(Looks at Leader.)* Is it OK to be thankful for dumb little things like that?

**Leader:** God is happy when we're thankful for anything. If something makes you glad, it's wonderful to tell God you like it.

**Theo:** I thought maybe it had to be big stuff like not being sick or going to church.

**Leader:** Big things are good, too.

**Theo:** I have a couple of those now. I better add 'em. *(Bows head.)* OK. God, it's me again. And I'm thankful that you take care of me and love me, even though I'm not always the best dog in the world. And I'm thankful for Jesus dying for people's sins. I wonder if he knew how many there'd be? Well, anyway, I'm thankful for everything 'cause you made all of it and I think it's all cool. In Jesus' name, amen. *(Looks at Leader.)* How's that?

**Leader:** Perfect, Theo. You can never go wrong when you're giving God praise.

**Theo:** I'm going to ask my mom if I can say the prayer at Thanksgiving dinner!

**Leader:** What a good idea!







## Preschool Activities

## God Gives Victory Over Jericho

Session 13

Joshua 6:1-27

## Worship Theme:



God always wins.

## Easy Prep for Leaders

None is necessary.

## Using Theo

Consider using Theophilus the FaithRetriever puppet today in these ways:

- Have Theo lead the preschoolers from the main worship area to the preschool room.
- Have Theo lead the parade in the "God Always Wins Parade" activity.
- See the KidsOwn Worship Kit for a puppet skit written for today's worship session.



## The Wall Came Down

**Say** God always wins—even when things seem very hard. The Bible tells us that Joshua was supposed to go to the city of Jericho and capture it. But Jericho had a big strong wall around it and lots of enemies inside. It seemed impossible to capture that city. Let's build a wall like Jericho's wall. Then we'll hear what happened to Joshua when he went to Jericho.

Help children form two groups. Have one group be the wall (Group 1), and have them stand in a circle facing out. The other group will be the army (Group 2).

**Say** God told Joshua to march around the wall with his army once a day for six days. (To Group 2, say) Let's be like Joshua and march around the wall. March around the wall one time.

**They did that for six days, just as God told them. Then God told them to march around**

**the city seven times on the seventh day. He told them to blow trumpets while they marched. Then the trumpets were to give one long blast, the people were to shout really loud, and then the wall of the city would come tumbling down! And that's just what Joshua and his army did. Let's try that now.**

Show the children in Group 2 how to make a "trumpet" with their hands by blowing on their thumbs and holding their fingers straight out. March around the wall seven times, give a long blast, and then tell the children to shout, "God always wins!" Then have "the wall" fall down.

**Say** Wow! The wall came tumbling down! Joshua worshipped the Lord. He was happy because he was on God's side. And God always wins! Have the groups trade places, and tell the story again.

**Let's get ready to play another game to learn how God helps us just as he helped Joshua and his men.**

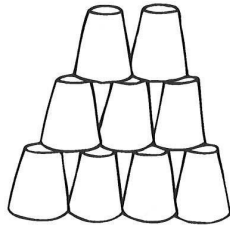
### \* *Winning Words*

Gather the children around you on the floor with a pile of plastic foam cups in the center of your circle.

**Say** God told Joshua what to do to make the walls of Jericho fall down. Jesus wants to help us, too, just as he helped Joshua.

- Ask**
- What did God tell Joshua to do?
  - What are some things that scare you?
  - What are some things that make you worry?

As the children are sharing, start to build a wall with the plastic foam cups (see diagram). Each time the children mention something, have them add a cup to the wall. Encourage them to build the wall as high as possible without it falling down. As children build the wall, continue the discussion.



**Say** Joshua and his men could have been worried about fighting a battle against the people of Jericho. But they weren't worried or scared because they knew that God had a plan. They trusted God, and they knew that God always wins. We can count on God, too. We can know that God will help us in our situations just as he helped Joshua and his men at Jericho. Let's give a shout like Joshua's army did, only we'll say, "God always wins." Then we'll knock down our wall.

Have children shout, "God always wins!" and then knock down the wall. Repeat the activity one or two more times, each time having them shout "God always wins!"

### *God Always Wins Parade*

**Say** After the walls of Jericho fell down, Joshua and his army were happy! They wanted to celebrate because they were learning that God always wins. We're learning that, too—God never loses; he always wins! Let's celebrate! First, let's use chairs to make a big circle.

Help children make a circle with the chairs, leaving enough space between the chairs for the children to walk through. Have all the children sit with you inside the circle.

**Say** In a minute, we'll have a parade to celebrate that God always wins. But first we need a song.

Teach children the following song to the tune of "The Mulberry Bush."

**God is good; he always wins!  
He always wins; he always wins!  
God is good; he always wins!  
Yes, he does!**

**Say** Good singing everybody! In our parade, we need singers and some trumpet blowers and rhythm instruments.

Choose a few children to blow their thumb "trumpets," and have a few children tap two building blocks together for rhythm instruments. Practice the song with the instruments; then assemble the parade in a line. Weave in and out around the circle of chairs. After singing the song a few times, stop the parade and give other children a turn being trumpet blowers and using the blocks. If you want, arrange the chairs in a different configuration, such as in a squiggly line.




## Worship Session 13

# Leave It to God

**Bible Story:** God Gives Victory Over Jericho (Joshua 6:1-27)

**Worship Theme:** God always wins.

**PREPARATION:** None



*(Theo enters, humming.)*

**Leader:** You're in a good mood, Theo.

**Theo:** That's 'cause I really like the Bible story for today.

**Leader:** How come?

**Theo:** Wowser! It's so great how God tells Joshua to march around Jericho. He tells the people to march around Jericho blowing trumpets every day for six days. On the seventh day, they blow the trumpets and everyone yells and all the city walls fall down! Boom!

**Leader:** It's amazing what God can do, isn't it?

**Theo:** Yeah! And I'm sure glad because I'm going to knock down Cousin Phil's walls.

**Leader:** What do you mean?

**Theo:** I helped Cousin Phil make a clubhouse, but now his friends say that I can't play there because I'm too young.

**Leader:** That doesn't sound right.

**Theo:** It's not! So I'm going to walk around and around Cousin Phil's clubhouse and let God knock it down for me.

**Leader:** Oh, Theo, it doesn't work like that. God has different ways of working out different problems. I don't think breaking down the walls of Cousin Phil's clubhouse is the way God wants to work out this problem.

**Theo:** But God always wins against the bad guys. Smash! Pow! He can do anything! He's even stronger than Super Pup!

**Leader:** You're right. God always wins, but many times he surprises us with *how* he wins.

**Theo:** Like how?

**Leader:** Look at today's story. I'm sure all of Israel thought they'd be in for a long, hard fight against the people of Jericho. It was a very strong city with a big wall around it. They probably thought they would have a hard time winning.

**Theo:** It'd be hard to fight with a wall there.

**Leader:** Exactly. But God had a different plan for them. One they never would've dreamed up in a million years.

**Theo:** That's 'cause God's so smart.

**Leader:** Right. God surprised his people. He gave them victory in an unexpected way.

**Theo:** *(Gets excited.)* So do you think God will send a flood to wipe out the clubhouse?

**Leader:** No, Theo. God probably isn't going to be quite so forceful this time.

**Theo:** Then how will he win?

**Leader:** You might be surprised. It might be as simple as you talking things over with Cousin Phil.

**Theo:** Talking? That's not a very exciting way to win.

**Leader:** God will always win. How he does it is up to him.

**Theo:** So I shouldn't expect aliens to take Cousin Phil's friends away to outer space?

**Leader:** Definitely not. Why don't you pray about it and see where God leads you?

**Theo:** OK...Oh, no! Just remembered...

**Leader:** What's wrong?

**Theo:** I asked my mom to sign me up for trumpet lessons!

