



FAITHWEAVER

Weaving faith into today's families **NOW**[®]

BIBLE BUZZ

FALL 2024
SUNDAY SCHOOL

GRADES 5 & 6
STUDENT BOOK

Group

Group resources really work!

This Group resource incorporates our R.E.A.L. approach to ministry. It reinforces a growing friendship with Jesus, encourages long-term learning, and results in life transformation, because it's:



Relational

Person-to-person interaction enhances spiritual growth and builds Christian friendships.

Experiential

What we experience through action and discussion sticks with us up to 9 times longer than what we simply hear or read.

Applicable

The aim of ministry is to equip people to be both hearers and doers of God's Word.

Lifelong

Experiences transform the heart, moving faith beyond the walls of church and into everyday life for years to come.

Tear out pages one by one from this book, starting with Lesson 1 at the center of the book.

Group

group.com/sunday-school

FaithWeaver NOW® Bible Curriculum, Grades 5 & 6 Student Book: Bible Buzz, Fall

Copyright © 2000 and 2015 Group Publishing, Inc./0000 0001 0362 4853

All rights reserved. No part of this book may be reproduced in any manner whatsoever without prior written permission from the publisher, except where noted in the text and in the case of brief quotations embodied in critical articles and reviews. For information, visit group.com/permissions.

Credits

Contributing Authors: Tim Baker, Sarah Macy Bohrer, Helen Turnbull Goody, Karla Keathley-Hagan, Mikal Keefer, Amy Simpson

Editors: Erica L. Feucht, Scott Firestone IV, Jennifer Hooks, Stephanie Martin, Jessica Sausto, Owen Shattuck, Ali Thompson, Christine Yount Jones

Copy Editors: Lyndsay Gerwing, Becky Helzer, Andrea Zimmerman

Chief Creative Officer: Joani Schultz

Cover Design and Art Direction: Jeff Spencer

Interior Design Team: Jared Bigham, Jeff Brunacci, Kate Elvin, Suzi Jensen, Randy Kady, Rebecca Swain

Illustrators: Tuko Fujisake, Jeff Spencer, Matt Wood

Cover Photographer: Rodney Stewart

All Scripture quotations, unless otherwise indicated, are taken from the Holy Bible, New International Version®, NIV®. Copyright © 1973, 1978, 1984 by Biblica, Inc.™ Used by permission of Zondervan. All rights reserved worldwide. www.zondervan.com

ISBN 978-1-4707-7511-7

Printed in the United States of America.

001 USA 0524

In the Bible

Bags packed and ready to go? We meet the Israelites as they are FINALLY leaving Egypt after being slaves for hundreds of years! God guided them with a cloud by day and with fire by night. But THEN God guided them to the edge of the Red Sea. And guess who the Israelites saw when they turned around? Yup! Those stubborn Egyptians headed straight toward them — with swords drawn! Would YOU be afraid? The Israelites sure were, so Moses called out to God. And God split the Red Sea, and everyone passed through the middle. Well, not EVERYONE. God gave those pesky Egyptians an advanced course in swimming. (They didn't pass.)

- Describe some trips that you've been on as a family.
- Tell about a time you were afraid. How did you overcome your fear?

Daily Challenge

- In the morning, spend one minute leaning against a wall. Let the wall remind you of how God is with you and supports you when you're afraid.
- Write an account of the times God has helped you when you were afraid. Talk to your mom and dad, and ask them to add their accounts to the end of your story. Read the story whenever you feel afraid.
- Read Exodus 14:14. Draw a map of what a battle scene might look like. Then change it by adding the difference that might be made if God was fighting the battle for you. Pray over your life, asking God to fight for you and help you learn to be still.

Family Fun

TURN OFF THE LIGHTS IN YOUR HOUSE (EXCEPT FOR ONE DIM LIGHT IN A CENTRAL LOCATION—SUCH AS THE LIGHT OVER YOUR STOVE). PLAY HIDE-AND-SEEK IN THE DARK AS A FAMILY. AFTER A FEW ROUNDS, DISCUSS WHAT IT WAS LIKE TO HIDE AND BE FOUND IN THE DARK. WHY WAS THIS GAME DIFFERENT IN THE DARK? WITH THE LIGHTS STILL OFF, PRAY TOGETHER, THANKING GOD FOR BEING WITH YOU WHEN YOU'RE AFRAID.



Monday Deuteronomy 3:22
What advice do you find in this verse to help you when you are afraid?

Tuesday Psalm 27:1
When you were young, how did a night light make you feel in the dark? How is God like a light to you today?

Wednesday Exodus 14:31
Describe an experience in your life when you saw God's power.

Thursday Psalm 16:8
What is something that happened that made you feel "shaken" or fearful? How did God help you?

Friday 1 John 4:18
How does love help you overcome fear?

Saturday Deuteronomy 31:6
How does God's promise help you overcome fearful situations?

The WORD for the Week

Bible Buzz

Lesson 1



1.

2.

3.

4.

5.

6.

7.

8.

9.

10.

Instructions:

As your friends share their fears, write those fears next to a number on the right. If you don't get every fear written down, that's okay. Just write as many as you can.

My Sea of Calm

Psalm 56:4

"In God, whose word I praise, in God I trust; I will not be afraid. What can mortal man do to me?"

Psalm 91:4-7

"He will cover you with his feathers, and under his wings you will find refuge; his faithfulness will be your shield and rampart. You will not fear the terror of night, nor the arrow that flies by day, nor the pestilence that stalks in the darkness, nor the plague that destroys at midday. A thousand may fall at your side, ten thousand at your right hand, but it will not come near you."

2 Timothy 1:7

"For God did not give us a spirit of timidity, but a spirit of power, of love and of self-discipline."

Revelation 1:17

"When I saw him, I fell at his feet as though dead. Then he placed his right hand on me and said: 'Do not be afraid. I am the First and the Last.'"

Joshua 1:9

"Have I not commanded you? Be strong and courageous. Do not be terrified; do not be discouraged, for the Lord your God will be with you wherever you go."


Isaiah 9:6

"For to us a child is born, to us a son is given, and the government will be on his shoulders. And he will be called Wonderful Counselor, Mighty God, Everlasting Father, Prince of Peace."

Zephaniah 3:17

"The Lord your God is with you, he is mighty to save. He will take great delight in you, he will quiet you with his love, he will rejoice over you with singing."

Key Verse: "He restores my soul. He guides me in paths of righteousness for his name's sake. Even though I walk through the valley of the shadow of death, I will fear no evil, for you are with me; your rod and your staff, they comfort me" (Psalm 23:3-4).



Would you rather be a slave and eat meat (every once in a while) or be free and be living in the desert without enough food? Well, the Israelites forgot about what it was like to be slaves. At least that's what they were saying as they complained to Moses about not having any food. But God fed them in an unusual way: He brought thin flakes of bread down from heaven. Then God caused a bunch of quail to land and cover their campsite so they could have meat, too. And even God's glory appeared to them, just to seal the deal. God provided what the Israelites needed — and he'll do the same for us!

- How has God provided for you? How did you respond?
- What can we do to show God our appreciation for his provisions?

In the Bible

Daily Challenge

- Create a thank-you card telling God how grateful you are for his provisions. Put the thank-you card in your Bible, and prayerfully thank God for the things he's given you.
- One way to respond to God's provision is to share it. Find something God has given you that you can share with someone else. When you share your special item, do so with a glad heart because you get to bless someone else because of what God's given you.
- Write a letter to your parents thanking them for how they provide for you. Tell them how they help you understand that God gives us what we need.

Family Fun

Have family members **gather things** from their rooms that they're **not using** anymore—for example, **old shoes, old toys, and other useful items**. Once you've **gathered everything**, decide who you want to **give** these items to. You might want to **give them** to people you know who are **needy** or **donate them** to a charity in your city. Before you donate them, **gather around the items** and spend time **praying and asking God** to bless the people who receive the items.

The WORD for the Week

Monday • Jeremiah 9:23

How does trusting in our own riches keep us from trusting God to provide for us?

Tuesday • 1 Timothy 6:17

What has God provided for you to enjoy?

Wednesday • Isaiah 58:11

Think about a time you were really thirsty and how good it felt to drink some cool water. Describe a time God provided for you and you felt refreshed.

Thursday • 2 Peter 1:3

What can God give you to help you live a life that honors him?

Friday • Philippians 4:6-7

In what ways does this verse encourage you to think about how you ask God for the things you need?

Saturday • Philippians 4:19

How does trusting God for our physical needs bring us peace?

Bible Buzz

Lesson 2

Surviving the Jungle

• How would you write the ending to this story? Use these questions to help you think it through:

What things must they do immediately?

.....

How could they attempt to get out of the jungle?

.....

• Help Walt, Rene, Bob, and Cindy survive the jungle by giving them suggestions.

What advice would you give them for depending on God?

.....

.....


.....

Dear Friend,

.....
.....
.....
.....
.....
.....
.....



Key Verse: "You prepare a table before me in the presence of my enemies. You anoint my head with oil; my cup overflows. Surely goodness and love will follow me all the days of my life, and I will dwell in the house of the Lord forever" (Psalm 23:5-6).



IN THE BIBLE

Now all the Israelites were in the desert, and it's a good bet it was hot — deserts usually are. So the people were thirsty. Back up a minute. The people had been led from place to place by the Lord's commands to Moses. They did eat and drink in those places, you can be sure.

So the people were thirsty. They complained to Moses, and Moses basically said to them, "You know, you're testing the Lord's patience." Not a good

idea. Then the people started to blame Moses for bringing them out of Egypt to die. Very BAD idea. But God led Moses to a rock and told him to strike it—and out came water! Then God named the place words that meant "testing" and "quarreling" because the people complained.

Whining and complaining are sort of insults to God. Why? Because we're saying that he's done a lousy job of taking care of us, that he's made a mistake and we're stuck in a crummy situation. Think about this event the next time you're tempted to complain about something.

What's a situation we've complained about recently?

Instead of complaining and whining about our situation, how can we glorify God in it?

Family Fun

You Think You've Got It Bad?

Everyone has an older relative who remembers the "bad old days," back when you had to walk to school—in the snow—and it was uphill both ways.

It's true some people do have a hard life—but it's seldom as hard as it might seem. And complaining about how bad we've got it doesn't help us deal with our situations—or find ways to praise God.

So here's a game for your family. Ask one person to present a situation and the next person to top it. Then the next person in line has to top that—for example, "When I ride in the car, there's not enough room for my legs."

"You have legs? When I was young, I didn't have legs. I had to grow them later."

"You were young? We were so poor that we couldn't afford to be young. We had to be born old."

"You were poor? We were so broke that we didn't have enough money to be poor!"

Keep going until you get stuck. Then begin again with a different complaint! Then discuss

the game within your family: **Is it true there's usually someone worse off than you?**

How might you be of help to people who are worse off than you?

Why do you think God gives us situations we can complain about?

Why doesn't he just make us all rich and healthy and famous?

Daily Challenge

• Catch yourself in a complaint, or if that's not something you tend to notice, ask someone you trust to help you notice when you are complaining. Stop in the middle of the complaint, or before you begin it, and turn it around into a comment about how God is patient with you. Notice any effect this has on your attitude.

• Create your own psalm in the form of a song to praise God for his patience, provision, and love.

• Think of five things you often complain about. Then think of three reasons to be thankful for each of those things.

Monday (Colossians 3:12)

How can we respond to God's patience with us?

Tuesday (Romans 2:4)

What attitude do you want to have toward God's patience? How can you get to that place?

Wednesday (Hebrews 13:5)

Most people complain about not having enough money. How about you? Explain.

Thursday (Revelation 1:9)

How can you patiently endure instead of complaining?

Friday (2 Peter 3:9)

What does this show you about God's patient heart?

Saturday (Philippians 4:11-13)

How can you let our patient God take control of your life?



The WORD for the Week

Bible Buzz

Lesson 3

**Bugs
me!**

Quick-write three things that bug you on a long car trip:

1.



2.



3.



And maybe you have MORE than three.
Got a bonus "bugs me" down here:

1

Read Exodus 17:1-2.

Complainer: _____

Grievance Against: _____

Reason for Grievance: _____

Grievance Cards

2

Read Exodus 17:3-4.

Complainer: _____

Grievance Against: _____

Reason for Grievance: _____

3

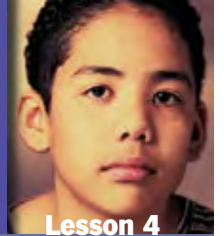
Read Exodus 17:5-7.

Complainer: _____

Grievance Against: _____

Reason for Grievance: _____

Key Verse: "The Lord is my shepherd, I shall not be in want. He makes me lie down in green pastures, he leads me beside quiet waters" (Psalm 23:1-2).



"We didn't know not to do THAT!" might've been a common thing Moses heard from the Israelites after they had left Egypt. But God took care of ANY uncertainty the Israelite folks had, and he did it in a pretty spectacular way—by carving 10 laws into two stone tablets while Moses watched at the top of Mount Sinai. Fast forward: Jesus summarized the Ten Commandments by telling us to love God (the first four laws) and love our neighbors (the last six laws). Rewind to Mount Sinai. Here's a list of the first four: Trust God only, have no idols, respect God's name, and keep the Sabbath. Do you see the connection between loving God and these four laws? It's a good thing if you do—and a very good thing if you follow them.

- How does obeying rules help you honor God?
- How does knowing about God's love for you change how you feel about honoring him?

Family Fun

As a family, make a video of things that can **honor God**. Make the video as silly or serious as you want, but **focus** on ways each of you can obey God and **honor** him. Think of the first four commandments and ways you see those things in your family.

When your video is done, watch it **together** as a family. When the video is over, talk together about ways that you **each** want to honor God more through obedience and what that might look like for you.

Daily Challenge

- Make a list of the things you want to change about your life to obey and honor God. Each time you do one of those things, say a quick prayer to God thanking him for being worthy of honor.
- Make the choice to not watch a TV show or play a video game in order to spend more time focusing on God.
- Respect God's name the way you chose in your "Words of Honor."



The WORD for the Week

Monday...

Psalms 145:10-21

Think about something that happened to you today that makes you want to honor God.

Tuesday...

Romans 8:35

How can you show respect to Jesus whose love is so strong for you?

Wednesday...

Psalms 18:46-49

What names or titles can you think of that require respect? How do these apply to God?

Thursday...

Exodus 23:10-12

In what ways can you keep the Sabbath?

Friday...

Deuteronomy 13:4

Think of a time you or someone you know might have disobeyed God's laws. How would you change what happened?

Saturday...

Matthew 18:4

How can a "childlike" faith strengthen your respect for God?

Bible Buzz

Lesson 4

HONOR my Leader

Your Country's Name:


INSTRUCTIONS:

In each column, write your law to honor your leader. (If you're the reigning monarch, this is also where you'll write your suggested laws.)

LAW 1



LAW 2



LAW 3



LAW 4



WORDS OF HONOR


FATHER, THIS IS HOW I TRUST IN YOU:

FATHER, THIS IS HOW I AVOID WORSHIPPING IDOLS:

FATHER, THIS IS HOW I HONOR AND RESPECT YOUR NAME:

FATHER, THIS IS HOW I REST AND THINK ABOUT YOU:

Key Verse: "Love the Lord your God with all your heart and with all your soul and with all your strength. These commandments that I give you today are to be upon your hearts" (Deuteronomy 6:5-6).



In the Bible

Moses went up to the top of Mount Sinai. He was there getting the Ten Commandments from God. **Fast forward:** Jesus told us the second greatest commandment (after the first, which is loving God) is to love our neighbors, which basically sums up the last six commandments. **Return to Moses on the mountain.** God finished carving the two stone tablets and gave them to Moses. Moses took them to the people, who were scared stiff when they saw Moses' glowing face—they knew he had been in the presence of God! God gave us these six laws

to show us how to love and respect each other: **Respect your parents, don't murder, be faithful to your spouse, don't steal, don't lie about others, and don't covet.**

• Which of God's laws are hardest for you to keep? Why?

• How does respecting others please God?

• How is respect for God and respect for other people different? How is it the same?

Have each person get a few index cards and write a different word on each one. With everyone thinking about God's rules that help us respect each other, assign one person to write verbs, one person to write nouns, another to write adjectives, and so on.

Then shuffle the cards together.

Lay the cards out on the floor to make sentences that show respect. Then discuss which of the Ten Commandments are honored by each respectful sentence you make as a family.

Afterward, discuss these questions:

- What are some ways we all can respect each other better as a family?
- What's one way you want to respect the people in your family more this week?

Daily Challenge

- Listen to your parents without thinking of what you will say next. Consider the things they're saying the next time you disagree about something. Say something to show you listened to them rather than telling them your opinion immediately.
- The next time you have an opportunity, help return something to its rightful owner. This counts for things like when you borrow your friend's pencil or pen at school or even when you see someone drop something on the ground.
- Write God a thank-you note for the things you have, and recognize the ways you're content with those things. Remind yourself of the commandment that says not to covet other people's things. Instead of wanting more things, or someone else's things, be thankful for what you have.



The WORD for the Week

(Monday)
John 13:34
How does Jesus love you? How can you show that love to others?

(Wednesday)
Psalm 107:21
In what ways does your attitude toward God impact the way you treat others?

(Friday)
Romans 15:13
How can peace and joy generate respect?

(Tuesday)
1 Peter 2:17
How can God help you respect others?

(Thursday)
John 15:13
What's one way you can "lay down your life" for someone by putting that person's needs before your wants?

(Saturday)
Ephesians 6:1-4
How can you and your parents share respect?

Bible Point God tells us how to respect others.

Bible Buzz

Lesson 5

Say WHAT?



A long time ago, in a land called 1 (place 1) , a woman named 2 (name 1) lived in a small house on a hill near the edge of town. She lived alone except for her pet 3 (animal 1) named 4 (name 2) . 5 (name 1) was a happy woman, but she never left her house. All she ever did, all day long, was 6 (action verb 1) . "Why would I want to do anything else?" she'd tell 7 (name 2) , whenever the pet gave her a long glance. The truth was, she never really had a reason to try something else. Then one day, the woman heard a 8 (sound 1) on her door. "Who could that be?" she asked, for she never had any visitors. She went to the door, opened it, and in front of her stood a stranger. "Hello. My name is 9 (name 3) . You don't know me, but I know you very well," the stranger said. "How do you know me?" said the woman. "Years ago, when I was only 10 (1st number) , I used to get into a lot of trouble. I used to hang around the 11 (group name) gang a lot, and just for fun, we used to walk around the streets at night and 12 (action verb 2) ." "Oh, my," said the woman.

"One day, I saw you shopping in the 13 (store name) and you were wearing a 14 (thing 1) . My friends dared me to swipe it from you, so I did."

"My goodness," said the woman. "I thought I'd lost it! My grandfather 15 (name 4) gave it to me. When I realized it was gone, I cried for weeks. That was the greatest gift I ever received."

"Well, a few years later, after I had straightened out my ways, I found that 16 (thing 1) tucked away in 17 (place 2) . I turned it over, and written on it was the name 18 (name 1) . That's all I had to go by, but I knew that I could leave no 19 (thing 2) unturned until I found who it belonged to. So I am returning it to you now. I'm sorry."

The woman was overwhelmed with joy as 20 (name 3) gave her back the 21 (thing 1) . "Never has anyone given me so much respect!" she said.

Then she thought for a minute. "I feel a little hungry. Would you like to go to 22 (place 3) and have a bite of 23 (type of food) and some 24 (beverage) with me?"

"I'd be delighted," said 25 (name 3) . "Never before have I ever had so much respect returned to me!"

So for the first time in 26 (2nd number) years, the woman actually stopped what she was doing, gave a goodbye pat to 27 (name 2) , and actually left her house to have a meal with 28 (name 3) .

The moral of the story: While it's true that you can't teach an old 29 (animal 2) new 30 (thing 3) , it's also true that it's never too late to learn that God tells us how to respect others.

My Prayers...

Do not murder.

Do not commit adultery.

Do not steal.


My Prayers...

Do not give false testimony.

Honor your mother and father.

Love your neighbor as you love yourself.

Key Verse: "Do not murder, do not commit adultery, do not steal, do not give false testimony, honor your father and mother," and "love your neighbor as yourself" (Matthew 19:18-19).



In The Bible

IMAGINE

Not only did they decide not to worship their great big God who'd led them out of Egypt and performed miracles to keep them alive, but they went several steps further. These guys went ahead and took the gold that God had caused the Egyptians to give them and used it to build a cow...and they worshipped that.


Daily Challenge

- Use the phrase you wrote on your index cards to help yourself remember to change your focus and worship only God this week. You can write the phrase in places you'll see it and perhaps even think of a tune for the phrase so you can sing it to yourself.
- Write a poem to God, telling him how special he is to you.
- Take time at the beginning of a day this week to focus only on God. The amount of time is up to you. Start with 30 seconds if you need to, and then increase the length of time in later meeting times with God that day.

- WHEN HAVE YOU CHOSEN TO IGNORE GOD AND WORSHIP SOMETHING ELSE?
- WHY WOULD SOMEONE CHOOSE NOT TO WORSHIP GOD?
- WHAT HELPS YOU WORSHIP GOD?

Family Fun

Make a list of the things that prevent you from worshipping God—for example, conflicting time schedules, priorities, and lack of desire. When you've made the list, ask family members to share their ideas for resolving these worship preventers. When you've finished, spend time praying together and thanking God for the opportunity to worship him. Ask God for endurance to continue your commitment.



MONDAY

Acts 17:24-25

If God isn't served by human hands, why do we need to worship him?

TUESDAY

Matthew 18:20

When have you experienced God's presence with just one other person?

WEDNESDAY

Hebrews 10:25

What other purposes does worship fulfill?

THURSDAY

Psalms 29:2

What does it mean to worship God?

FRIDAY

1 Timothy 2:8

What types of things hinder worship?

SATURDAY

Psalms 100:1-4

What do you think of first when you praise God?

The WORD for the Week

Bible Buzz

Lesson 6

Aaron or Moses?

IF YOU'RE IN SUPPORT OF AARON, WRITE HOW YOU FEEL IN THIS BOX.
EXODUS 32:1-5

EXODUS 32:6-10

EXODUS 32:11-15

EXODUS 32:16-20

EXODUS 32:21-25

IF YOU'RE IN SUPPORT OF MOSES, WRITE HOW YOU FEEL IN THIS BOX.
EXODUS 32:1-5

EXODUS 32:6-10

EXODUS 32:11-15

EXODUS 32:16-20

EXODUS 32:21-25

Who Is God?

Impartial
Romans 2:11
Job 34:19
1 Peter 1:17

Merciful

Hebrews 4:16
Titus 3:5
Luke 6:36

Loving

John 3:16
Romans 8:37-39
Zephaniah 3:17

Powerful
Matthew 27:51-53
Luke 9:42-43
Psalm 106:7-8

Jealous

Exodus 34:14
Exodus 20:5
Song of Songs 8:6

Caring

Psalm 121:3
Psalm 103:13-14
Luke 12:7

Just

Romans 12:19
Isaiah 30:18
Deuteronomy 32:4

Patient

Nahum 1:3
Numbers 14:18
2 Peter 3:9

Forgiving

Ephesians 2:4-5
Psalm 86:5
Isaiah 1:18

Good
1 Chronicles 16:34
James 1:17
Psalm 24:8
Exodus 33:19

Faithful

Lamentations 3:22-23
Joshua 23:14-15
1 Corinthians 1:9

Creator

Isaiah 64:8
Genesis 1:1
Psalm 139:13-16
Isaiah 45:7-12

(Holy)
Romans 7:12
Isaiah 63
Revelation 4:8

Perfect
Matthew 5:48
Hebrews 9:11
Psalm 19:7

Key Verse: "I am the Lord your God, who brought you out of Egypt, out of the land of slavery. You shall have no other gods before me" (Exodus 20:2-3).



In the Bible

So picture this:

You're an Israelite in the desert with **thousands** of other Israelites. Then Moses calls you all together and basically tells you God wants you to build a **traveling church**. A CHURCH? in the DESERT? well, not exactly. Actually a **Tabernacle**, which is a portable **tent** used for worship. And what a tent it was! Beautiful **carved and cast** furniture. Elaborately **woven curtains** to cover the wood poles holding up the tent. Where did God find **people** to make such beautiful pieces for the Tabernacle? God **KNEW his people** were incredibly talented folks. So he had Moses organize everything so each person's **gift** was used in just the right way. And God **KNOWS** his people today are **just as talented** when it comes to

...serving him!

- So what are some gifts and abilities YOU can contribute to God?
- How will you use those gifts?

Family Fun

Work together to build a giant ice-cream sundae or a pizza. Before you start, assign each person at least one unique job. While you enjoy the fruits of your labor, talk about what each person contributes to the family and how the family would be different if someone weren't there to contribute.

The WORD for the Week



Monday: 1 Corinthians 9:1
Why is it important to give joyfully to God?

Tuesday: Romans 12:3-8
What kinds of gifts and abilities do you think God has given you?

Wednesday: 1 Corinthians 12:14-20
What would the church be like if we all had the same gifts and abilities?

Thursday: John 17:23
How can people with different gifts serve God in unity?

Friday: Philippians 2:1-4
What can you do to be more like what this passage describes?

Saturday: Psalm 133:1
Why is unity such a wonderful thing when we serve God?

Daily Challenge

- Use the phrase you wrote on your index cards to help yourself remember to change your focus and worship only God this week. You can write the phrase in places you'll see it and perhaps even think of a tune for the phrase so you can sing it to yourself.

- Write a poem to God, telling him how special he is to you.
- Take time at the beginning of a day this week to focus only on God. The amount of time is up to you. Start with 30 seconds if you need to, and then increase the time in later meeting times with God that day.

Bible Point: We all can serve God.

Bible Buzz

Lesson 7

Use the job description below as a model for a "Help Wanted" ad.
Then fill in the blanks to create your own ads.

Help Wanted
Job:
 Jewelry Contributor

.....

Skills:
 Must be willing to contribute valuable jewelry to be used in a building project.
 Should be generous and unselfish.
 Must believe in the vision God has given for building a Tabernacle.

.....

Help Wanted
Job:

Skills:

.....
 to apply

See.....

Help Wanted
Job:

Skills:

.....
 to apply

See.....

My Gifts

Fill in the following statements with various gifts God has given you. This will help you recognize ways you can serve God in the church.

1. My skills:
2. Special training and experiences I've had:
3. Things I can give:
4. My strengths:

Key Verse: "And whatever you do, whether in word or deed, do it all in the name of the Lord Jesus, giving thanks to God the Father through him" (Colossians 3:17).



Think about a time you REALLY wanted something. You waited a LONG time. Now the moment has arrived! Is there anything that you would let get in your way of getting it?

That's how it was with the Israelites in Numbers 13:1-14:23. They had waited a VERY long time to enter the Promised Land. They were sick of the hot, dusty desert and were READY to enter a place described by God as "flowing with milk and honey." (Tasty, huh?) So here they were. All they needed to do was send a dozen spies to scope out the place. Remember, God PROMISED this land to his people. Is there anything that could get in the way of their getting it?

Well, as it turned out, there was. Ten of the spies chickened out. Strong people. Big strong cities. So they said. But Joshua and Caleb, the two spies who were brave and trusted God, tried to convince the people they could take the land. But the other spies not only told the people they couldn't (big mistake), they tried to get the people to revolt against Moses (bigger mistake).

God was UNHAPPY—so much so that NO ONE (except Joshua and Caleb) would enter the Promised Land. Remember that hot, dusty desert? Those Israelites had to march around it for 40 years until they all dropped dead. Ouch! Think about this the next time you're thinking about NOT being brave for God.

- Think about a time you were brave for God. How did it feel? What happened?
- Think about a way you need to be brave for God. How can God help you do it?

Family Fun

Think of some fun scenarios about being brave for God that, as a family, you can perform. Whether it's at home, school, or the office, each of you has an opportunity to be brave for God. Once everyone has thought of one and written it down, put all the ideas in a hat. Split up into groups and pick an idea out of the hat. One group can illustrate it in the wrong way, and the other group can re-enact it showing someone standing up for God. Take time to read 1 Corinthians 15:58 as a family at the end of your role-plays.

Daily Challenge

- Think of a situation you're likely to face this week that will challenge you to be brave for God. Plan out your reaction ahead of time, and act it out so you know what you're going to do. When that situation comes, follow your plan and thank God for helping you be brave.
- Tell a friend about your faith in God.
- Think of a situation that scares you. Decide the difference between being brave for God in that situation and reacting in fear. Trust God and let him help you when you face that situation.



The WORD for the Week

Monday | Matthew 25:14-29 • How can you be brave for God like the faithful servants were?

Tuesday | Isaiah 7:9 • How do you "stand firm in your faith"?

Wednesday | 1 Corinthians 10:12-13 • How can this description of God help you be brave for him?

Thursday | 1 Corinthians 16:13 • Who are some people in history or in your life who are brave for God?

Friday | Ephesians 6:14-18 • Which piece of armor do you most need to put on so you can be brave for God?

Saturday | 2 Thessalonians 2:15 • How will reading the Bible help you be brave for God?

Bible Buzz

Courageous Reflection



As you reflect, use these questions to think about how you can be brave for God this week.

- What thoughts or feelings led you to make a decision to act on fear or follow the crowd?
- What were the results of your actions? • Why does this memory stand out to you?
- What's the biggest reason for following the crowd? • What can you remember from this experience that might help you the next time you have this kind of decision to make?

- What's different for you about following the crowd or doing something different because you know it's right?
 - What made it worth it for you to choose to do the right thing?
- What can you remember from this experience that might help you the next time you have this kind of decision to make?
 - What might you want to change about your priorities to help yourself do what's right?

Spies in the Land

Part 1:

Hide-and-Seek Object Lesson
 Read aloud Numbers 13:1-2, 17-20, 25.
 You'll hide something in the room for other groups to find. As they search for this item, you'll tell them what you learned, so be ready. Choose someone in your group to lead this activity.
 Choose something that you all agree represents this passage, and send someone to very secretly hide it someplace in the room. You might send several people to look as if they're hiding something, or you may have another way to covertly hide this. Don't say anything to any of the other groups.
 When it's time to show the rest of the group what you learned, be prepared to explain the object you chose and share what happened in the passage as everyone else searches for the item.

Part 2:

Grasshoppers and God
 Read aloud Numbers 13:26-33.
 Create a shadow puppet play for the rest of the group to show them how the spies lost their courage. Use paper cutouts to show the events in the passage, or use your hands. Make sure your shadow play can be viewed from far away.
 As a group, talk about how our fears can seem overwhelming when we focus on them. Think about the symbolism of using small paper cutouts to make large images with the flashlight. Choose a Spokesperson to share your thoughts about this at the end of the shadow play.
 When your turn comes, turn off the lights in the room to present this shadow play to the entire group.
 After your shadow play ends, distribute the puppet pieces as the Spokesperson shares about the symbolism of the shadow puppet pieces.


Part 3:

Voices of Courage
 Read aloud Numbers 14:1-9.
 Prepare an audio representation of this passage for the rest of the group. Decide who will be the voices of fear and who will be the voices of courage. Use your presentation to help the rest of the group know what happened. Choose a Spokesperson to close your presentation with an explanation of what took place, to make sure it's clear to everyone.
 When it's time for you to present to the rest of the group, ask everyone to close their eyes and listen to your presentation. Then have your Spokesperson explain what happened between Moses, God, and the Israelites in this passage.

Part 4:

Who Did That?
 Read aloud Numbers 14:10-16, 20-23.
 Divide your group into two groups. One group will represent Moses, and the other will represent God. In each group, come up with points that represent your person's point of view. You'll choose a Spokesperson to represent your person's opinion of the Israelites, but instead of talking about God, Moses, and the Israelites, you can pretend to discuss someone named "Jake" and talk about the things the Israelites did, saying Jake did them. Present a situation saying it happened to you, and make the setting a school setting. Both of your groups will need to work together to make sure this all makes sense. At the end, have the entire group vote on who is right and whether or not you should forgive Jake, and then tell the group who you represent and who Jake is. Make sure it's clear that Moses and God discussed what to do about the Israelites' rebellion and that God was merciful but still gave them consequences.

Key Verse: "Therefore, my dear brothers, stand firm. Let nothing move you. Always give yourselves fully to the work of the Lord, because you know that your labor in the Lord is not in vain" (1 Corinthians 15:58).



In the Bible

Have you ever heard a donkey talk? I didn't think so. But imagine Balaam's surprise when his donkey did just that. Balaam was a prophet of sorts who got caught in the middle of a problem with Balak, King of Moab, and Israel. Balak wanted Balaam to curse the Israelites so Moab would be safe from them. But God kept Balaam from doing that. Then God changed his mind and told Balaam to go to Balak in Moab. So Balaam saddled his donkey (remember the donkey?) and off he went.

Then God sent an angel to appear in front of Balaam's donkey. Three times the donkey saw the angel (with a drawn sword!) and tried to avoid him—and three times Balaam beat the donkey. Finally, the donkey had had enough and asked Balaam why he was beating her. Balaam was angry, but after he had a little owner-to-donkey talk with her, Balaam realized the Lord had used the donkey to save his life. So Balaam went to Balak and said what God wanted him to say. God used a most unusual way to get Balaam's attention. What does God use to get your attention?



Daily Challenge

- In the morning, pay attention to all of the things you can think of that God did just to make the day start. Recognize him for everything from bringing the sun up to helping you sleep at night. Keep focusing on him until you run out of things to thank him for.
- The next time something amazing happens, pay attention to that amazing thing. Tell as many people as you can about what God did. Pay attention to him and make him famous for the amazing things he does.
- Create a commitment bracelet or another thing to wear on your hand or arm so you remember to think about God when you see that item. Commit to give your attention and focus to God all the time. Ask God to help you make each day an ongoing conversation with him, and then talk to him as often as he comes to mind.

Family Fun



The Word for the Week

One Square Foot

Bend a metal hanger into a round or square shape. Ask your family to follow you outside to an area where there's a lawn or a field. If it's too cold outside, do this on the floor in your house. Toss the bent hanger a distance away, and then, as a family, go find it. Don't move it. Instead, get on your hands and knees and look closely at the area within the bent wire. Discuss these questions:

- What do you notice that you've never paid attention to before?
- What do you think is going on 12 inches beneath the wire or two miles directly above it?
- What does it mean to truly pay attention to God?
- In what ways can we pay attention to God more closely?

Monday

John 6:2

How did people show they were paying attention to Jesus? How do you show that you're paying attention to him?

Tuesday

Isaiah 28:23

What does it mean to you to know that God asks you to listen to him?

Wednesday

Psalms 135:5-9

Which of these things makes you pay attention to God the most? What can you do to pay attention to God today?

Thursday

John 20:30-31

In what ways does it change your perspective to know that Jesus' miracles were recorded for your benefit?

Friday

Proverbs 1:20

What can you do to pay attention to the wisdom of God?

Saturday

Psalms 66:5

What can you do to take time today to pay attention to what God has done?

Bible Buzz

Lesson 9

now
we're
**Paying
attention!**

You've **seen** some **amazing things** — but **maybe** you **never** thought much about them. Find the most amazing answers to these questions.

- Find the most amazing story about something that happened to someone when he or she was a baby.
- Find the most amazing story about someone's experience in nature or **with a wild animal**.
- Find the most amazing story about someone's relatives.
- Find the most amazing place someone's ever visited.
- Find the most amazing thing **God's done** for someone.

Amazing Results

The Cast	Wanted?	Results?
Balak, King of Moab		
Balaam		
Princes of Moab and Midian		
More Important Princes of Moab and Midian		
Donkey		
Angel of the Lord		

Amazing results

Read the following passages, and pause after each reading to record any of our cast and their wants/ results in the chart on the left.

Numbers 22:1-6

Numbers 22:7-13

Numbers 22:14-20

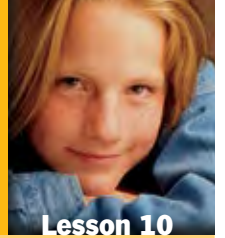
Numbers 22:21-25

Numbers 22:26-30

Numbers 22:31-35

Numbers 22:36-38

Key Verse: "Come and see what God has done, how awesome his works in man's behalf!" (Psalm 66:5).



In the Bible

T

hink about the anticipation of being **next** in line for something **big**. Maybe it's to be in the starting lineup on a sports team **or** to receive some **new** privileges that an older sibling has.

In Joshua 1:1-11, that's the position **Joshua** found himself in after **Moses** died. God chose Joshua to be Israel's leader (NOT an **easy** task based on all the **problems** Moses had with those stubborn Israelites). God told Joshua to take over the land (LOTS of it) for Israel. But God **KNEW** what Israel would face in doing this. So

he told Joshua to be **strong** and courageous. And God said it a **second** time—and he said it a **third** time! God didn't just tell Joshua not to be afraid. He gave him a very good reason. God told Joshua he would be with Joshua wherever he went. As he was about to lead God's people into a foreign land, this was probably really encouraging news.

- When was the last time you were brave for God, and what were the results?
- Think about God's plans for you. Where do you need courage to carry out his plans?

Family Fun

Look at various YouTube videos to see if you can find an example of someone who is a courageous Christian. Once you've found someone, take time as a family to pray for that person to know God is with him or her. While you're at it, pray for each other that you may all be sure of God's presence with you!

The WORD for the Week



Monday Psalm 20

In what ways does this psalm assure you that God is with you right now?

Tuesday Jeremiah 29:11

When you dream about your future, what do you see? In what ways does it help you to know that God is with you and has plans for you?

Wednesday Matthew 28:20

How does it help to know that God will be with us "to the very end of the age"?

Thursday Isaiah 41:10

How does this verse encourage you about God being with you?

Friday Matthew 1:23

What does it mean to you that one of the names of Jesus means "God with us"?

Saturday Proverbs 21:30

What plans can you make with God for today?

Daily Challenge

- When you do something that's difficult, ask God to be with you. Let your focus be on making God famous rather than making yourself look good.
- Talk to God all throughout the day, not just at specially planned prayer times. Treat God like a friend who's always with you.
- Sing "Wherever You Go" (Joshua 1:9) as a worship song to God, asking him to continue to use you to accomplish his plans.

Bible Buzz

Lesson 10

**NOT YOUR
AVERAGE
PUPPET**

GOD IS WITH ME

Please Be With Me

GOD IS WITH ME

Stand on one foot and think about things you've been trying to do on your own. When you begin to wobble or fall over, put your other foot down and pray that God will help you stand strong.


Squat down, and then lift up an inch or two. Hold this position for as long as you can until your legs get too tired. Pray that God will be with you in the things that are making you feel exhausted.

Hold a Bible out in front of you with your arms straight until your arms get too tired. Pray that God will be with you when you try to uphold his instructions and it's not easy.


Stretch your arms or legs enough that you feel the muscles stretching. While you stretch, pray that God will be with you and help you to be more flexible when he brings new things into your life.

Sit down and close your eyes. Pray that God will be with you when you're following his plans and don't know what to expect. Ask him to help you trust him and rely on him.

Key Verse: "Have I not commanded you? Be strong and courageous. Do not be terrified; do not be discouraged, for the Lord your God will be with you wherever you go" (Joshua 1:9).



IN THE BIBLE



When Joshua sent two spies to Jericho to check out the place, they received help from the most unlikely person—a prostitute named Rahab. The spies stayed in Rahab's house, which was built in the city wall. When the king of Jericho found out they were there, he sent a message to Rahab, telling her to bring out the spies. But Rahab lied to the king (what do you think would have happened to HER if she had been caught in her lie?), saying the spies had left.

But in reality, she had hidden them on her roof. When the coast was clear, she talked with them. Rahab **KNEW** that God had given Jericho to the Israelites and everyone inside Jericho was **TOAST**. So she made the spies promise to save her and her family when Israel attacked Jericho. The deal was done, and Rahab let the spies down a rope hung from her window (remember she lived in the city wall, and they returned safely to report to Joshua).

Think about it. Rahab hadn't chosen a profession that pleased God. She lied to the king's soldiers. She probably broke the law by helping spies escape from Jericho. So why is she held up as an example of faith?

- In what way does Rahab's life help you believe that God will do big things in your life too?
- What big things do you hope God does with you this week?

The WORD for the Week



Monday

Matthew 8:5-10
What big things do you think God could do in your life like he did big things for the centurion?

Tuesday

Matthew 9:29
If God gave you only what your faith deserved, how big or small are the things you'd be doing?

Wednesday

Matthew 17:20
What's one way you want your faith to grow? What can you do to make this happen?

Thursday

Acts 27:25
In what ways do you need faith that God is in control as you try to do big things?

Friday

John 14:12
What do you want to do when you grow up? In what ways do you have faith that God will do big things with you now and when you grow up?

Saturday

Romans 1:12
How can you be encouraged by the faith of the people around you and by what God is doing through them?

Daily Challenge

- Write a Daily Challenge you want to commit to do this week based on the verses and the things you wrote that you hope God will do through you.

Family Fun


Find several of the same type of small item, such as paper clips, pennies, or other items you have lying around. Go around your neighborhood playing "Bigger and Better." Set a time limit ahead of time so you know when the game is over. Until that time, knock on neighbors' doors and say, "We're playing 'Bigger and Better,' and as part of the game, we've come to trade this (show the item you have) for something that's bigger and better than this." You'll make small trades. The goal is to see how you can turn something small into something bigger or more valuable. Evaluate your prize, and talk together about how this is like what God does with our lives when we give him our trust and he does big things in our lives.

Bible Buzz

Lesson 11

Write
right
here,
hear?

In The Bible



Because God IS, He Can Use Me To...

1 Chronicles 29:11

Ephesians 1:19-20

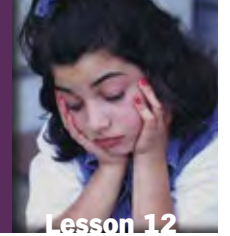
1 Samuel 17:22

1 John 3:16

Isaiah 40:26

Psalms 145:3

Key Verse: "And without faith it is impossible to please God, because anyone who comes to him must believe that he exists and that he rewards those who earnestly seek him" (Hebrews 11:6).



In the Bible

The day had arrived! The Israelites were going to cross over the Jordan

River, and they were going to do it in an amazing way. God told Joshua to have the priests carry the ark (the box with the Ten Commandments tablets in it, remember?) into the river. As soon as they did, the river parted and all the Israelites crossed over. (Do you remember when God did THAT before?)

When they got to the other side, God had the tribes each take a stone from the

middle of the dry river and stack the stones at their camp that night. What was with the rocks? Simple. God wanted the people to REMEMBER what he did. Anytime anyone saw the rocks and asked what they were for, the people could tell what happened. And God gave us his Word so we could remember him!

- In what ways can thankfulness help us remember what God's done?
- Think of something you need to thank God for. Take time now to pray to him and thank him.

Thursday Genesis 1:1-12

Why is it important to remember all the way back to the first things we know God did?

Friday Psalm 121

How can you thank God and remember the ways he's kept you safe?

Saturday 2 Timothy 3:16-17

How can you use God's Word to help you remember what God's done and be thankful?



The WORD for the Week

Monday Luke 22:19

What can you do to remember what Jesus did for you?

Tuesday Psalm 47

What do you do that best helps you remember the things God has done?

Wednesday Ephesians 2:8-9

What can you do to remember this important fact all day long today?

Family Fun

At the beginning of the week, have each family member write down three things that he or she is thankful for on three separate pieces of paper. Put all the papers in a jar, and whenever any of you pass the jar, take time to pull out one of the papers and thank God for what's written on it.

Bible Buzz

Lesson 12

The People's...

Person 3: Joshua 3:14-17

Person 2: Joshua 3:7-13

Person 1: Joshua 3:1-6

Read your Bible passage, and write a prayer from your point of view at a time when you've felt like the Israelites and Joshua in the passage given.

Prayer

Praise

My Thanks

Person 1: Joshua 3:1-9
Looking at the things in this room, make something that you can carry with you that will remind you of what God did for the Israelites and what he does for you. Do this as an act of worship to God. Share with your group what you chose and how it relates to the passage.

Person 2: Joshua 4:10-18
The people followed God's instructions exactly. They remembered what he told them to do. Come up with a quick direction-following game to show your group so you can tell them about remembering God's instructions.

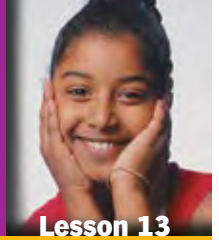
Person 3: Joshua 4:19-24
Think of one word to help you remember this amazing miracle God did. Use a washable marker to write that word on your hand. Pray that God will help you remember the great things he does in your life and in the lives of others. Share this with your group, and allow anyone else who wants to write a word on his or her hand to do so.

t	a	o	l	d	o
h	j	i	i	w	u
e	b	k	o	e	t
k	n	m	p	r	y
r	z	j	a	t	d
d	a	u	s	y	v
w	a	y	f	x	g
x	a	t	d	z	b
c	z	g	h	v	h
b	x	b	g	c	n
j					
p	w				
j	e				

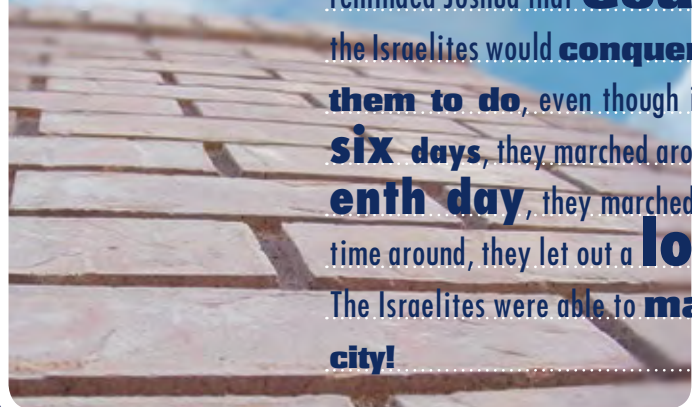
Daily Challenge

- Make a collage of the things you can remember and thank God for. Keep creating the collage as long as you can remember things God has done. When you're done, sit down with a parent and thank God together for the things he's done.
- Write sticky notes of things God has done that you want to remember. Place the sticky notes on your bathroom mirror. When you see them, thank God for those things and ask him to help you keep your focus on his goodness.
- Create a special place to sit and study God's Word. You could make a blanket fort or some other special place to meet with God. In your quiet place, ask God to help you remember the great things he's done, and then trust God to help you.

Key Verse: "Give thanks to the Lord, call on his name; make known among the nations what he has done" (1 Chronicles 16:8).



In the Bible



When the Israelites saw the **great wall** surrounding **Jericho**, they must have been **intimidated**. But **God** reminded Joshua that **God was in charge** and he would make sure the Israelites would **conquer** Jericho. So the Israelites **did** what God **told them to do**, even though it probably sounded a **little strange**. For **six days**, they marched around the city **once a day**. On the **seventh day**, they marched around the city seven times. The **last** time around, they let out a **loud** shout, and the wall **fell down!** The Israelites were able to **march** right into Jericho and **conquer the city!**


- In what way can you see God's power clearly because of how he gave the Israelites victory?
- In what ways has God shown his power in your life?

Family Fun

Spend an evening going through old family photographs. Look for evidence of God's power at work in your family. As you find photographs that symbolize God's power, set them aside. Then use them to create a collage or a special photo album.

Daily Challenge

- Help your parents remove a screw from something, and then put it back in by hand. Do this a second time, using a power tool. Talk together about how this is like the difference that God's power can make in your life compared with when you try to do everything on your own.
- Write a description of the most powerful thing you can think of, and then describe how God is more powerful than that thing.
- Have an arm-wrestling match with a parent or one of your siblings. Play several rounds, and at the end of each round, the winner will say one way God's power works for good.



The WORD for the Week

Monday Ephesians 1:19-21

How does God's power mentioned in this verse change the way you want to live today?

Tuesday Revelation 4:11

What can you do to celebrate God's power?

Wednesday Psalm 104:1-9

In what ways does God show his power through creation?

Thursday 2 Corinthians 5:17

In what ways does God show his power when people become Christians?

Friday Mark 16:4-7

In what ways did God show his power in Jesus' resurrection?

Saturday 2 Corinthians 12:9-10

In what ways does God show his power through our problems and struggles?

Bible Buzz

Lesson 13



P
E
P
O
X
W
P
E
R
E
R
I
E
N
C
E

Power Station

1. Depict a time God **showed** you his power at school.

2. Depict a time God showed his **power** among your friends.

3. Depict a time God showed his power in your **family**.

4. Depict a **time** God showed his power at church.

5. Depict a time God showed his power in an **unexpected** way.

6. Depict a time God showed his power as an answer to **prayer**.

7. Depict a time God showed his power in a way that assured you God is **real**.

Key Verse: "Humble yourselves, therefore, under God's mighty hand, that he may lift you up in due time. Cast all your anxiety on him because he cares for you" (1 Peter 5:6-7).



Dear Parents,

Your family is important to our church, and we want to support your role as spiritual leader to your child.

In our effort to provide the highest quality Christian education, we are using **FaithWeaver NOW**® Sunday school. FaithWeaver NOW makes Bible learning fun by using a variety of active experiences to help students learn in the ways they learn best.

FaithWeaver NOW also helps people of all ages “weave faith into life” by applying the Bible to their lives throughout every week. With FaithWeaver NOW, students walk through the Bible over the course of three years.

Research shows that the most powerful influence on children’s faith development is the conversation about faith that takes place in the home. We want to partner with you in your child’s Christian education.

With the resources that are part of FaithWeaver NOW, you can make a huge contribution to your child’s Christian growth by leading activities and discussions that help make connections and apply what’s learned at church to daily life. That’s why every week your child will receive a take-home page that includes ideas for family discussions and activities that will help cement what your child learns at church.

All FaithWeaver NOW resources—for infants through adults—explore the same Bible passage each week, making it easier for you to help your family grow in faith together.

This quarter, we hope you’ll find encouragement in your role as a parent and a spiritual leader to your child. May these tools serve to remind you how important you are in your child’s life—and how blessed you are to be entrusted with this awesome responsibility!

God bless you,

Your **FaithWeaver NOW** Church



The FaithWeaver NOW Student Book is woven into every lesson to provide an essential transformative experience that makes the Bible unforgettable.

BONUS...every Student Book includes weekly take-home activities!

**FALL 2024
SUNDAY SCHOOL**

**GRADES 5&6
STUDENT BOOK**

This quarter you'll explore these Bible passages:

	BIBLE CONTENT/SCRIPTURE	KEY VERSE	BIBLE POINT
WEEK 1	The Israelites Cross the Red Sea (Exodus 13:17-14:31)	"He restores my soul. He guides me in paths of righteousness for his name's sake. Even though I walk through the valley of the shadow of death, I will fear no evil, for you are with me; your rod and your staff, they comfort me" (Psalm 23:3-4).	God helps us when we're afraid.
WEEK 2	God Sends Quail and Manna (Exodus 16:1-26)	"You prepare a table for me in the presence of my enemies. You anoint my head with oil; my cup overflows. Surely goodness and love will follow me all the days of my life, and I will dwell in the house of the Lord forever" (Psalm 23:5-6).	God gives us what we need.
WEEK 3	God Provides Water (Exodus 17:1-7)	"The Lord is my shepherd, I shall not be in want. He makes me lie down in green pastures, he leads me beside quiet waters" (Psalm 23:1-2).	God is patient with us.
WEEK 4	God Gives the Ten Commandments (Part 1) (Exodus 19:16-20:21)	"Love the Lord your God with all your heart and with all your soul and with all your strength. These commandments that I give you today are to be upon your hearts" (Deuteronomy 6:5-6).	Honor God by obeying him.
WEEK 5	God Gives the Ten Commandments (Part 2) (Exodus 19:16-20:21)	"Do not murder, do not commit adultery, do not steal, do not give false testimony, honor your father and mother,' and 'love your neighbor as yourself' " (Matthew 19:18-19).	God tells us how to respect others.
WEEK 6	The Israelites Worship a Golden Calf (Exodus 32:1-25)	"I am the Lord your God, who brought you out of Egypt, out of the land of slavery. You shall have no other gods before me" (Exodus 20:2-3).	Only God deserves our worship.
WEEK 7	The Israelites Build the Tabernacle (Exodus 35:4-36:38)	"And whatever you do, whether in word or deed, do it all in the name of the Lord Jesus, giving thanks to God the Father through him" (Colossians 3:17).	We all can serve God.
WEEK 8	Moses Sends Spies Into the Promised Land (Numbers 13:1-14:23)	"Therefore, my dear brothers, stand firm. Let nothing move you. Always give yourselves fully to the work of the Lord, because you know that your labor in the Lord is not in vain" (1 Corinthians 15:58).	Be brave for God.
WEEK 9	Balaam's Donkey Talks (Numbers 22:1-38)	"Come and see what God has done, how awesome his works in man's behalf!" (Psalm 66:5).	Pay attention to God.
WEEK 10	Joshua Becomes Leader of Israel (Joshua 1:1-11)	"Have I not commanded you? Be strong and courageous. Do not be terrified; do not be discouraged, for the Lord your God will be with you wherever you go" (Joshua 1:9).	God is with us.
WEEK 11	Joshua Sends Spies to Jericho (Joshua 2:1-24)	"And without faith it is impossible to please God" (Hebrews 11:6).	We can have faith that God will do big things in our lives.
WEEK 12	The Israelites Cross the Jordan River (Joshua 3:1-4:24)	"Give thanks to the Lord, call on his name; make known among the nations what he has done" (1 Chronicles 16:8).	Remember what God has done.
WEEK 13	God Gives Victory Over Jericho (Joshua 6:1-27)	"Humble yourselves, therefore, under God's mighty hand, that he may lift you up in due time. Cast all your anxiety on him because he cares for you" (1 Peter 5:6-7).	God's power works for good.

ISBN 978-1-4707-7511-7



9 781470 775117

Printed in the U.S.A.

© Group Publishing, Inc.
1515 Cascade Ave., Loveland, CO 80538
group.com

Group