



FAITHWEAVER

Weaving faith into today's families

NOW[®]

BIBLE TRUTH SLEUTH



FALL 2024
SUNDAY SCHOOL

GRADES 3&4
STUDENT BOOK

Group

FAITHWEAVER

Weaving faith into today's families **NOW**[®]

BIBLE TRUTH SLEUTH



**FALL
SUNDAY SCHOOL**

**GRADES 3&4
STUDENT BOOK**

Group

Group resources really work!

This Group resource incorporates our R.E.A.L. approach to ministry. It reinforces a growing friendship with Jesus, encourages long-term learning, and results in life transformation, because it's:



Relational

Person-to-person interaction enhances spiritual growth and builds Christian friendships.

Experiential

What we experience through action and discussion sticks with us up to 9 times longer than what we simply hear or read.

Applicable

The aim of ministry is to equip people to be both hearers and doers of God's Word.

Lifelong

Experiences transform the heart, moving faith beyond the walls of church and into everyday life for years to come.

Group

FaithWeaver NOW® Bible Curriculum, Grades 3 & 4 Student Book: Bible Truth Sleuth, Fall

Copyright © 2000 and 2015 Group Publishing, Inc.

All rights reserved. No part of this book may be reproduced in any manner whatsoever without prior written permission from the publisher, except where noted in the text and in the case of brief quotations embodied in critical articles and reviews. For information, visit group.com/permissions.

Visit our website: group.com/sunday-school

Credits

Contributing Authors: Debbie Gowensmith, Michelle R. Hicks, Jan Kershner, Pamela Malloy

Editors: Erica L. Feucht, Scott Firestone IV, Jennifer Hooks, Stephanie Martin, Jessica Sausto, Owen Shattuck, Ali Thompson, Christine Yount Jones

Copy Editors: Lyndsay Gerwing, Becky Helzer, Andrea Zimmerman

Chief Creative Officer: Joani Schultz

Cover Design and Art Direction: Jeff Spencer

Interior Design Team: Jared Bigham, Jeff Brunacci, Kate Elvin, Suzi Jensen, Randy Kady, Rebecca Swain

Cover Photographer: © iStockphoto.com//Rich Vintage Photography

Illustrators: Liz Howe, Jan Knudson, Doug Knutson, Cary Pillo, Zak Pullen

All Scripture quotations, unless otherwise indicated, are taken from the Holy Bible, New International Version®, NIV®. Copyright © 1973, 1978, 1984 by Biblica, Inc.™ Used by permission of Zondervan. All rights reserved worldwide. www.zondervan.com

ISBN 978-1-4707-7510-0

Printed in the United States of America.

001 USA 0524



Bible Truth Sleuth

LESSON 1

The Israelites Cross the Red Sea

Exodus 13:17-14:31



R
I
G
H
T
E
O
U
S
N
E
S
S

KNOW FEAR

On the left make a list or draw pictures of the things you fear. Then match each fear with a verse that might remind you of how God helps you when you feel that fear.

NO FEAR

“Even though I walk through the valley of the shadow of death, I will fear no evil, for you are with me; your rod and your staff, they comfort me” (Psalm 23:4).

“Be still, and know that I am God” (Psalm 46:10).

“So we say with confidence, ‘The Lord is my helper; I will not be afraid. What can man do to me?’ ” (Hebrews 13:6).

“I will lie down and sleep in peace, for you alone, O Lord, make me dwell in safety” (Psalm 4:8).

“So do not fear, for I am with you; do not be dismayed, for I am your God. I will strengthen you and help you; I will uphold you with my righteous right hand” (Isaiah 41:10).

“Peace I leave with you; my peace I give you. I do not give to you as the world gives.

Do not let your hearts be troubled and do not be afraid” (John 14:27).

Tell your partner one of your fears and which verse you chose to help you remember that God can help you when you are afraid.

BIBLE FOCUS (THE BASICS)

Finally! Pharaoh let the Israelites go. Of course, Pharaoh changed his mind and sent his armies after the Israelites. We know he'd done that before, right? The Egyptians were closing in on the Israelites, and the Israelites were trapped at the Red Sea with no way to get across. The Israelites were afraid, thinking they were going to die. But God parted the Red Sea for the Israelites. Can you imagine? Having a sea open up right in front of you so you can walk across on dry land? Then you see these huge walls of water on both sides of you! It must have been an awesome sight! Then the Egyptians started to cross. Well, God wasn't going to let that happen! As soon as the Israelites were safe on the other side, the waves of the Red Sea crashed down on the Egyptians. God helped his people when they were afraid and rescued them from their enemies.

Bible Point: God helps us when we're afraid.

Key Verse: "I will fear no evil, for you are with me; your rod and your staff, they comfort me" (Psalm 23:4).

Don't Be Afraid

FAMILY FUN



As a family, take time to discuss the things that you are most afraid of and how to overcome those fears. For example, if one family member is afraid of the house catching on fire, point out the smoke detectors in the house, and have a family fire drill. Write out emergency phone numbers, and put them in a special place. Look up verses in the Bible in which God promises to take care of us. Also, make a promise to one another not to tease anyone about his or her fears. That means if Mom is afraid of mice, no toy mice are to be left in her shoes.

Daily Challenge

Choose a way you'll turn to God to overcome your fears this week.

- Pay attention this week to areas of your life in which you feel afraid. Pray and ask God to help you learn to trust him instead of being afraid.
- Look up *fear* in the dictionary. Write down the definition. Then look up antonyms of *fear*. Write those down, and pray that God will help you become more filled with trust and hope in God. Put these definitions in your journal or Bible to remind you to ask God for help when you're afraid.
- Use yarn to make yourself a bracelet. As you make the bracelet, pray that God will help you when you're afraid. Anytime you feel afraid, let the bracelet remind you to trust God instead.

THE WORD FOR THE WEEK

MONDAY Psalm 119:11

What does it mean to hide God's Word in your heart?

TUESDAY Psalm 27:1

Think of a time that having a light helped you not be afraid. How is God like that light in a dark room?

WEDNESDAY Exodus 14:31

Describe an experience in your life in which you have seen God's power.

THURSDAY Psalm 16:8

What's something that happened this week that made you feel "shaken" or fearful? How did God help you?

FRIDAY 1 John 4:18

How can love help you overcome fear?

SATURDAY Deuteronomy 31:6

How does God's promise to "never leave you" help you overcome fearful situations?





God Sends Quail and Manna

Exodus 16:1-26

THANK-YOU CARD

Thank
You,
God!



BIBLE FOCUS (THE BASICS)

The Israelites were free from the Egyptians at last! But as they wandered through the desert, they became afraid. “We’re hungry!” they grumbled. “We would have been better off if we’d stayed in Egypt; at least we had food. We’re going to starve!”

God hadn’t brought them to the desert to starve, though. So he miraculously provided for the Israelites, covering their desert camp with quail in the evening and with strange flakes called “manna” every morning. Everyone in the camp had plenty to eat because God provided.

Bible Point: God gives us what we need.

Key Verse: “You prepare a table before me in the presence of my enemies. You anoint my head with oil; my cup overflows” (Psalm 23:5).

THE WORD FOR THE WEEK

MONDAY Jeremiah 9:23

How does trusting in our own riches keep us from trusting God to provide for us?

TUESDAY 1 Timothy 6:17

How can you focus on God when you enjoy his blessings?

WEDNESDAY Isaiah 58:11

Think about a time you were really thirsty and how good it felt to drink some cool water. Describe a time God provided for you that made you feel refreshed.

THURSDAY 2 Peter 1:3

What can God give you to help you live a life that honors him?

FRIDAY Romans 11:33-36

Are there things that God can’t give us? Are there things that he won’t give us?

SATURDAY Philippians 4:6-7

How does trusting God for our physical needs bring us peace?

God’s Gifts Chart

FAMILY FUN

Have everyone in the family work together to create a chart of things God provides for your family. Make the chart out of construction paper—maybe it could look like a big present—and hang it on your refrigerator. Throughout the week, have family members draw or write on the chart things God provides for them.

Daily Challenge

Choose a way we can continue to thank God for the things he provides for us.

- Write a letter to yourself about the kind of thankfulness you want to have for the things God gives you, and seal it in an envelope. Spend your week thanking God for all he gives you. At the end of the week, open the letter and read it.
- Give one thing that God gave you to someone else. God wants us to share what he gives us with others!
- Read a psalm of thanks such as Psalm 95, Psalm 118, or Psalm 138. Think about the psalm you read, and be aware of things you see that God gave to you.





God Provides Water

Exodus 17:1-7

Complaining or

TRUSTING



BIBLE FOCUS (THE BASICS)

As the Israelites wandered in the desert, they didn't know where they were or where they were going. The desert was hot and dry, and they feared they would die of thirst. "Have we been freed from slavery in Egypt simply to die in the desert?" they asked Moses. They complained and complained, angry with God for forgetting about them.

But God had not forgotten about them. Even though the Israelites chose to complain rather than to remember all the wonderful things God had done for them, God helped them. God caused water to flow from a rock, and the Israelites drank.

Bible Point: God is patient with us.

Key Verse: "The Lord is my shepherd, I shall not be in want. He makes me lie down in green pastures, he leads me beside quiet waters" (Psalm 23:1-2).

THE WORD FOR THE WEEK

MONDAY Psalm 37:6

How does God respond when we trust him instead of complaining?

TUESDAY Psalm 84:10

Would you rather scrub floors in the house of God than live in luxury elsewhere? Explain.

WEDNESDAY Hebrews 13:5

How can you do what this verse says?

THURSDAY Proverbs 19:23

How can you be content instead of complaining?

FRIDAY Colossians 3:4

How can you make Jesus your life? How can that help you be content?

SATURDAY Philippians 4:11-13

How does this verse help you see contentment and complaining differently?

Complaint Cup

Use the "rock" you made in Sunday school as a "complaint cup." When you find yourself complaining, write your complaint on a slip of paper and put it into the cup. Then pray about the complaint, and remember some of the wonderful things God has done for you in the past. The next day, take out the complaint and throw it away.



Remembering to Trust

Sit down with your family, and make a list of as many good gifts from God as you can think of—food to eat, a good family, and a place to live, for example. Ask your family members to think of times God helped them, and write those, too. Post the list where everyone can find it, and ask everyone to look at the list when he or she feels like complaining. The list can help you and your family remember to trust God and to be thankful when you feel like complaining.

Daily Challenge

Choose a way you'll remember to trust God instead of complaining.

- Pray about something you need or want from God. Practice patience this week by waiting for an answer from God.
- Help someone who's younger than you as he or she learns to do something new. Be patient, and remember how God is patient with you.
- Think of something you're trying to accomplish—whether you're learning to play the piano or trying to get better grades in math—and pray for patience as you try to learn to do that thing. Remember how God is patient.





God Gives the Ten Commandments (Part 1)

Exodus 19:16-20:21

Honor God

**HAVE NO
OTHER GODS
BEFORE ME**

**DON'T
WORSHIP IDOLS**

**DON'T MISUSE
GOD'S NAME**

**KEEP THE
SABBATH HOLY**

I will praise you for:

*What's one way you
can keep the
Sabbath holy?*



BIBLE FOCUS (THE BASICS)

No one would ever forget this meeting with God. Thunder rumbled and lightning flashed, and a thick cloud covered the mountain. Then the Israelites heard a very loud blast from a trumpet! Everyone in the camp was terrified! But there was no time to be scared; it was time to meet God. Moses led the Israelites to the foot of Mount Sinai. Smoke covered the mountain, and it shook violently. It was like a volcano erupting and an earthquake at the same time. The trumpet became louder and louder.

God really knew how to get people's attention! By giving us the Ten Commandments, he let us know how we could live our lives in a way that would honor him.

Bible Point: Honor God by obeying him.

Key Verse: "Love the Lord your God with all your heart and with all your soul and with all your strength" (Deuteronomy 6:5).



Mountain Rumble

Sit down with your family and spend a few minutes thinking of verbs that you can do inside your

home. Gather index cards and pens, and have family members each write one verb per index card. After there are several, shuffle them together and stand up.

Stand in front of your family with the pile of cards. Pick up one card and hold it out so your family can read it. The first person to act out the verb on that card gets to come take your role and choose a new card. Repeat this until all the cards have been done.

Then sit together and talk about how you can each obey God in your lives. Discuss similarities and differences between this game and what it's like to follow God on daily decisions in your life. Pray as a family for one area in which each of you would like to honor God by showing more obedience to him.

Daily Challenge

Choose a way you will honor God by obeying him this week.

- Get your family together and worship God. Praise his name and talk about how you can follow the third commandment together.
- Choose a day to be your Sabbath. Spend time with God, and don't let yourself be distracted.
- Consider some things you sometimes spend too much time doing: playing video games? watching movies? playing sports? Choose one activity you won't do this week, and instead spend that time with God.

THE WORD FOR THE WEEK

MONDAY Psalm 145:10-21

What's something that happened to you that showed God's patient love for you?

TUESDAY 1 Corinthians 8:4-6

Think about who your hero is. What's the difference between your hero and God?

WEDNESDAY Psalm 18:46-49

What names or titles can you think of that require respect?

THURSDAY Exodus 23:10-12

In what ways can your family as a whole "keep the Sabbath"?

FRIDAY Deuteronomy 13:4

Think of a time you or someone you know might have disobeyed God's laws. How would you change what happened?

SATURDAY Matthew 18:4

How can a "childlike" faith strengthen your respect for God?





God Gives the Ten Commandments (Part 2)

Exodus 19:16-20:21

PART 1

HONOR YOUR FATHER AND MOTHER

Find a partner, and share something you love about your parents. Then talk about one thing you will do this week to show your parents respect, and pray together that God will help you do that.

PART 2

YOU SHALL NOT MURDER

Form a trio. Silently act out what you did the last time you were angry. When someone else in your group acts out his or her story, try to guess what's going on.

PART 4

YOU SHALL NOT STEAL

Find three other people, and make up a song about how to help people who don't know stealing is a bad idea.

PART 3

YOU SHALL NOT COMMIT ADULTERY

Describe how you hope God writes your love story some day.



PART 5

YOU SHALL NOT LIE

Choose one of the following scenarios, and act it out together:

- Your best friend told you he or she was skipping school today to go to the amusement park. When you returned home from school, your parents told you your friend's parents had called asking if your parents knew where your friend was. Now they want to know if you have any information. What will you tell them?
- You told your parents that got A's and B's on your report card but that you lost it on the way home. You really didn't lose it, and you got some C's and one D. Now your teacher is calling to talk to your mom. What will you do?
- You bragged to your friends that your parents just bought you the latest video game system with lots of games, but it isn't true. Now your friends want to come over and play. What do you say?

PART 6

YOU SHALL NOT COVET ANYTHING THAT BELONGS TO YOUR NEIGHBOR

Something I've seen that I really want to have is

Now say a prayer asking God to help you be happy with some things you already have.



BIBLE FOCUS (THE BASICS)

Respecting others must be very important to God. Six of the commandments he gave us are all about showing others respect. So let's review what those things are. First, honor your father and mother—all the time. Second, don't murder—show forgiveness and kindness instead. Third, don't commit adultery. When you do get married, be true to the person you marry. Fourth, don't steal—anything. Fifth, don't lie—ever. Sixth, don't covet anything your neighbor has—even if it's really cool. Basically, do just what Jesus told us to do: "Love your neighbor as yourself."

Bible Point: God tells us how to respect others.

Key Verse: "Do not murder, do not commit adultery, do not steal, do not give false testimony, honor your father and mother, and 'love your neighbor as yourself'" (Matthew 19:18-19).



FAMILY FUN Respecting Others

With your family, brainstorm different

activities that you can do together to show love and respect for others. Choose one simple thing that your family can do together this week to show love and respect to others. Plan it and then do it!



Daily Challenge

Choose a way you'll respect others this week.

- Let your brother or sister go first when it's your turn to go first.
- Do what your parents ask without complaining or arguing. Show them respect by treating them as you'd want to be treated.
- Help someone who needs help without asking anything in return.

THE WORD FOR THE WEEK

MONDAY John 13:34

How does Jesus love you? How can you show that love to others?

TUESDAY 1 Peter 2:17

Why is it important for us to respect each person listed here?

WEDNESDAY Leviticus 19:32

How can you show this kind of respect to your elders?

THURSDAY John 15:13

How can you have this kind of love in your heart?

FRIDAY Romans 15:13

How can peace and joy generate respect?

SATURDAY Ephesians 6:1-3

How can you honor your father and mother today?





The Israelites Worship a Golden Calf

Exodus 32:1-25

I Will Worship God

Instructions: In the
blank space, write about
things you sometimes
worship instead of God.

Daily Challenge

Choose a way you'll worship God this week.

- Find one thing in your life that takes up more space than you want it to. Ask God to help you replace that thing with him.
- Ask your parents to help you choose a good love song or poem. Read the lyrics of the song or poem, and compare them with the way you can worship God in your life. Write a love song or poem to God.
- Make a list ranking the importance of things in your life. Evaluate your priorities and pray about them. Ask God to help your priorities line up with worshipping only him, not just worshipping him more than other things.

BIBLE FOCUS (THE BASICS)

The Israelites grew impatient while waiting for Moses to come back from Mount Sinai. They stopped doing what God had commanded them and created and worshipped a golden calf. When Moses returned, he was hopping mad with what he saw! He destroyed the golden calf, ground it into powder, put it in water, and had the Israelites drink it! The Israelites had really gotten out of hand, and now they were a laughingstock to their enemies.

Bible Point: Only God deserves our worship.

Key Verse: "You shall have no other gods before me" (Exodus 20:3).

THE WORD FOR THE WEEK

MONDAY Acts 17:24-25

If God isn't served by human hands, why do we need to worship him?

TUESDAY Matthew 18:20

When have you felt God close to you?

WEDNESDAY John 4:24

What does it mean to worship God in spirit and in truth?

THURSDAY Psalm 29:2

What does it mean to worship God?

FRIDAY 1 Timothy 2:8

How can anger keep you from truly worshipping God?

SATURDAY Psalm 100:1-4

What's the first thing you can think of to praise God for?



Family Worship

Set aside some time

to worship together as a family. Think of things you can praise God for, and share those things. Read a psalm together, and discuss what that particular passage means to you. Then pray together and sing a favorite worship song or make up one of your own.



WORSHIP

The Israelites Build the Tabernacle

Exodus 35:4-36:38



How I
Can
Serve God

Use your yarn to create a picture that describes a talent you have and how you'll use that talent to serve God.

Bible Truth Sleuth

LESSON 7



BIBLE FOCUS (THE BASICS)

God told the Israelites exactly what they needed to do to build a Tabernacle. It would be a tent that would be used to worship God and would be portable so that it could be taken apart and moved as the Israelites traveled through the desert. Not only did the Israelites complete this huge project, but they also gave everything used to build it as a gift to God. The Tabernacle symbolized the great things that can be accomplished when all of God's people give joyfully of their time, talent, and treasures.

Bible Point: We all can serve God.

Key Verse: "And whatever you do, whether in word or deed, do it all in the name of the Lord Jesus" (Colossians 3:17).

Tabernacle Chews

This week make a pan of Rice Krispies Treats or buy some. Cut them into squares, and as a family, build them into a tabernacle. Talk about how difficult it must have been to construct such an awesome building. Remember how the Israelites followed the directions God gave them.



FAMILY FUN



THE WORD FOR THE WEEK

MONDAY Joshua 24:15

Why do you think it's important for us to serve God today?

TUESDAY Romans 12:3-8

What kinds of gifts and abilities do you think God has given you?

WEDNESDAY 1 Corinthians 12:14-20

What might church be like if we all had the same gifts and abilities?

THURSDAY John 17:23

What's one way you can be part of this type of church unity?

FRIDAY Philippians 2:1-4

What can you do to put other people first?

SATURDAY Psalm 133:1

Why do you think unity is such a wonderful thing when we're all serving God?

Daily Challenge

Choose a way you'll serve God this week with words, deeds, or both.

- One day this week when you're getting ready (when you're brushing your teeth, washing your hair, or eating breakfast), use that time to dedicate your day to serving God. Ask God to use you in each moment of that day, and as often as possible remind yourself that you're serving God with everything you do that day.
- Use one of your God-given talents to help someone else. You might help a neighbor with yardwork, paint a picture for someone who's sick, cook a good meal for your family, or play music for someone who needs to be encouraged. Do that thing for God, and serve him as you use your talent.
- Pay attention to the things you see and the things that happen around you. When you see someone using a talent God gave him or her, thank that person for blessing you with that talent. For example, if a clerk at the grocery store is very kind, thank that person for blessing you.





Bible Truth Sleuth

LESSON 8

MOSES SENDS SPIES INTO THE PROMISED LAND ? ? ?

Numbers 13:1-14:23



WHAT ARE YOUR GIANTS?



IN THE BLANK GIANTS, WRITE THE THINGS IN YOUR LIFE THAT FEEL LIKE GIANTS TO YOU. THEN CHOOSE ONE OF THEM, AND IN THE SPACE AT THE RIGHT, WRITE HOW YOU WILL BE BRAVE FOR GOD IN THAT SITUATION.

BIBLE FOCUS (THE BASICS)

God told Moses to send 12 spies into Canaan to scout the land. Ten of the spies said that it was beautiful but that there were giants in the land and there was no way the Israelites could fight against them. Only two spies, Joshua and Caleb, came back and said that the land was beautiful and they should live there. Yes, there were giants in the land, but Israel had God on their side to help them.

Bible Point: Be brave for God.

Key Verse: "Therefore, my dear brothers, stand firm. Let nothing move you" (1 Corinthians 15:58).

FAMILY FUN Spy Snacks



Bake brownies with a surprise hidden inside. Place half of the brownie batter in the pan. Place a caramel in what would be the center of each brownie after it's cut. Cover the caramels with the remaining brownie batter. Everyone will be surprised by the treat inside.

When the brownies are ready, serve one brownie to each family member and sit together. As people discover the surprise inside the brownies, talk about how that's like or unlike realizing we can be brave for God. Perhaps our bravery is hidden inside, but in tough times when we rely on God, we find that bravery there. Or it could be that we hide God's Word in our hearts and when we're tested, we find that we're able to stand strong and be brave for God. Ask family members to share about a time they each were brave for God. Close your time in prayer, asking God to help each person have bravery in their hearts.

THE WORD FOR THE WEEK

MONDAY Matthew 25:14-28

What can you do to be brave for God like this servant was brave for his master?

TUESDAY Isaiah 7:9

What is faith? How do you "stand firm in your faith"?

WEDNESDAY 1 Corinthians 10:12-13

What does God do to help you stand firm and be brave for him?

THURSDAY 1 Corinthians 16:13

Who are some courageous people you know? What makes them brave?

FRIDAY Ephesians 6:14-18

Which piece of armor do you need most in order to be brave for God?

SATURDAY 2 Thessalonians 2:15

How will reading the Bible help you be brave for God?

Choose a way you'll be brave for God this week.



- When a friend tells you about something difficult going on in his or her life, be brave for God and ask if you can pray with your friend about that situation.
- One morning when you're getting ready for your day, stand on the feet you made today. Pray that God will help you stand firm for him and bravely do what's right.
- Invite a friend to church with you. Pray about which friend God would like you to invite, and then be brave by asking that person to join you at church.





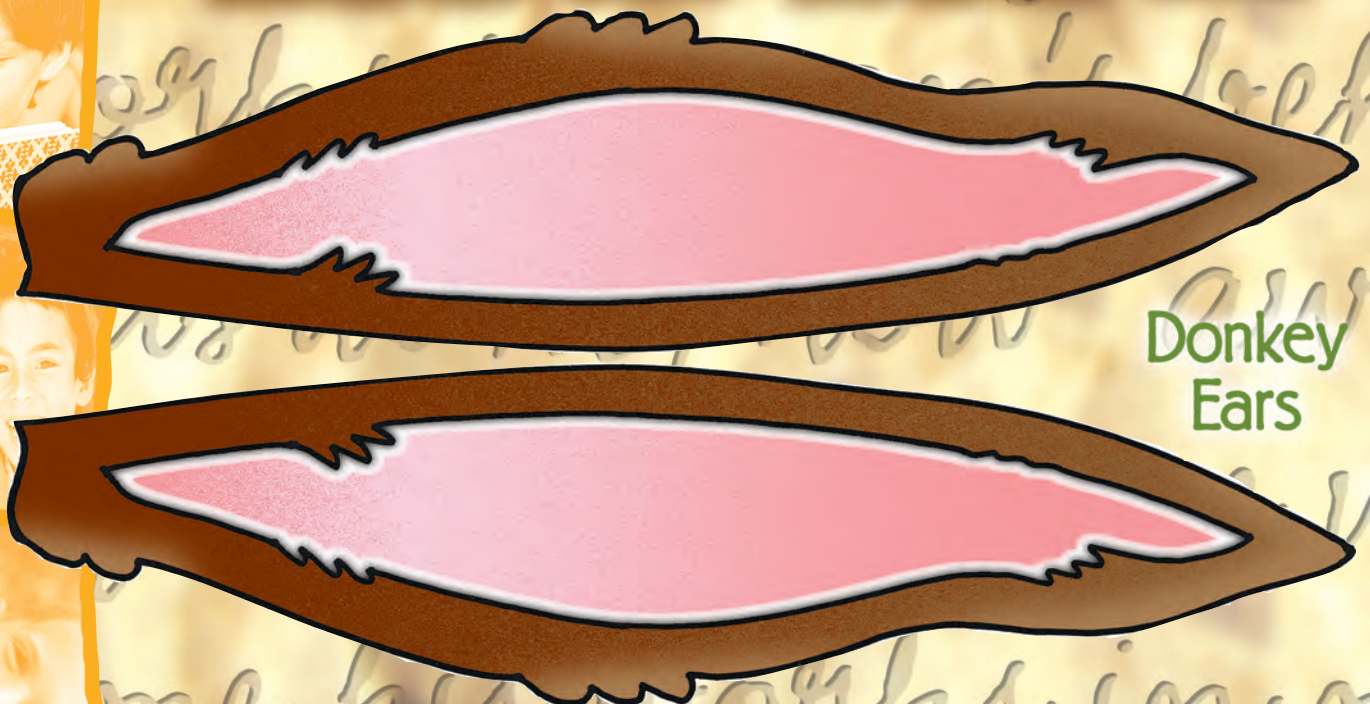
Balaam's Donkey Talks

Numbers 22:1-38

Come and See What God Has Done!

What has God done
on man's behalf?

What has God done
on YOUR behalf?



Donkey
Ears



BIBLE FOCUS (THE BASICS)

The king of Moab was worried about his new neighbors. Lots and lots of Israelites had settled nearby, and the king was worried that they would take over the whole land. So he sent his princes to get a man named Balaam to come help. Balaam at first said no, but he later agreed to come. As Balaam was riding his donkey toward Moab, an angel of the Lord carrying a sword appeared in the road. The donkey could see the angel, but Balaam couldn't. How amazing! The donkey saw the angel three times, and three times she tried to turn away or stop. And all three times, Balaam beat the poor donkey.

After the third time, the donkey turned around and *talked* to Balaam. That's amazing, too! Then the Lord let Balaam see the angel, and Balaam apologized and offered to go back. The angel said he could go on to Moab, but could only say what the Lord told him to say.

Bible Point: Pay attention to God.

Key Verse: "Come and see what God has done, how awesome his works in man's behalf!" (Psalm 66:5).

FAMILY FUN Donkeys in Demand



Draw pictures of animals you might see at the zoo. As you draw the animals, talk about how Balaam's donkey helped you pay attention to God in a new way. Use biblegateway.com to search for words like

animal and *donkey*. You can find other times in the Bible that animals played an important role in what God was doing. Talk about how you think these animals might help us pay attention to God in a different way than if God hadn't included animals as much. (For example, Jesus rode a young donkey for his triumphal entry into Jerusalem, Noah used different kinds of birds to help him know when dry land would appear, and God came down and blessed Jesus in the form of a dove when Jesus was baptized.)

Daily Challenge

Choose a way you'll pay attention to God.

- Take a walk, and ask God to help you pay attention to him. Notice all the things around you that help you pay attention to God.
- Draw a picture of something amazing God has done for you or for someone you know. Hang up the picture as a reminder to pay attention to see what other amazing things God will do for you.
- Make your favorite snack with your mom or dad. Don't eat the snack right away. Every time you think about the snack, say a prayer to God. Remember that God wants you to pay attention to him.

THE WORD FOR THE WEEK

MONDAY Joshua 23:14

Joshua said this as he was about to die. How does this encourage you to pay attention to God as Joshua did?

TUESDAY Isaiah 51:1-16

Count the times that God asks his people to listen to him. What's so important about paying attention to God all the time? What can you do to pay attention to his plans for you?

WEDNESDAY 1 Samuel 3

How can you be encouraged to pay attention to God by remembering the way a young boy like Samuel paid attention to him?

THURSDAY 1 Kings 18:12

What's one distraction that gets in the way of you listening to God? Explain whether you believe it's better to listen to God than to pay attention to your distractions.

FRIDAY Matthew 11:28-30

How can you pay attention to this promise this week?

SATURDAY 2 Chronicles 33:12-14


How can you humble yourself and pay attention to God instead of paying attention to yourself or things around you?



JOSHUA BECOMES LEADER OF ISRAEL

Joshua 1:1-11

WRITE IN THIS BOX



BIBLE FOCUS (THE BASICS)

Joshua had been an aide to Moses. Then Moses died, and God appointed Joshua to lead the Israelites into the land he had promised them long ago. God told Joshua, "I will give you every place where you set your foot." And God told Joshua to be strong and courageous—not to be terrified or discouraged—because God would be with him wherever he went. What a great promise!

Bible Point: God is with us.

Key Verse: "Have I not commanded you? Be strong and courageous. Do not be terrified; do not be discouraged, for the Lord your God will be with you wherever you go" (Joshua 1:9).

FAMILY FUN Family Pact



Get some watercolor paints, white crayons, and white paper.

Sit down with your family and use the white crayons to write or draw things on your papers that help you understand the ways God is with you. Discuss the ways that the white crayon on the white paper can feel similar to God being with you.

Then talk together about the things that most help you realize that God is with you as you create a watercolor painting to go over the white crayon pictures. The words or drawings you made with the white crayon will stay white. Talk about how God being with you is like what happened to your papers. Hang your pictures on your fridge for the week, and remind each other that God is with you even though you can't see him.

Daily Challenge

Choose a way you can remember God is with you.

- Write "God is with me" on a sticky note. Stick it to the inside of your backpack and take it to school with you. When you see it throughout the day, remember that God is always with you.
- Make a sign that says "God is with me," and hang it on your bedroom door. When you see it, thank God for being with you everywhere you go.
- Stand up for someone who's being treated unfairly. Thank God for being with you as you did something that was strong and courageous.

THE WORD FOR THE WEEK

MONDAY Psalm 20

What does this psalm help you see about God being with us?

TUESDAY Jeremiah 29:11

When you dream about your future, what do you see? How does this verse bring you comfort?

WEDNESDAY Proverbs 16:3

How can you thank God for being with you even as you make plans?

THURSDAY Isaiah 29:15

Have you ever tried to hide something from God? Why?

FRIDAY Proverbs 19:21

How can you know God will be with you in your future plans?

SATURDAY Proverbs 21:30

Think of a time you did something you knew God would not approve of. What was that like? How can you make your plans with God's help?





Joshua Sends Spies to Jericho

Joshua 2:1-24

Key Verse Connection

Open your Bible to Hebrews 11:6, and read the Key Verse. Then write your answers to the following questions.

Based on this verse, how can we please God? _____

How was Rahab rewarded for her faith in God?

Can you think of a time you were rewarded for having faith? What happened?

Based on this verse, what happens when we have faith?



FAITH FINDER

"And without faith it is impossible to please God" (Hebrews 11:6).

BIBLE FOCUS (THE BASICS)

Joshua was getting ready to lead the Israelites into the Promised Land. He decided to send two spies ahead to check out the area—especially Jericho. The two spies went to the house of a woman named Rahab, who lived in the wall that surrounded the city. (Obviously, the walls were very thick!) Anyway, the king of Jericho sent soldiers to Rahab who said that they knew Israelite spies had come to her house. Although Rahab told the soldiers that the men had left, she really had hidden them up on her roof. After the soldiers left, Rahab told the spies she knew that God had given the land to the Israelites. She asked them to spare her family when they came to take the city. Then she used a rope to lower them out of her window to escape. The spies said that if Rahab would hang a scarlet cord in her window when they came back, the Israelites would save her and her family.

Bible Point: We can have faith that God will do big things in our lives.

Key Verse: “And without faith it is impossible to please God” (Hebrews 11:6).

Daily Challenge

Choose a way you can grow in your faith this week.

- Talk with your mom or dad about things she or he hoped for you when you were a baby. Tell your parent the things you hope God will do with your life and how you have faith for those things.
- Write a letter to God about any doubts you have in your faith, and ask God to help you overcome them.
- Write down any questions you have about God, and then talk to a Christian adult about them.

FAMILY FUN Faith Journal



As a family, keep a faith journal for the next week. Every night at dinner, talk about things that are worrying each family member. Maybe you have

a big test at school, or your mom or dad has deadlines at work. Write your worries in your family faith journal. Then pray about the situations, and have faith that God will help. After you pray each night, read what you've previously written in the faith journal and write how God has worked in those situations. The more you see how faithful God is, the more your faith will grow! (And don't forget to thank God for his help!)



THE WORD FOR THE WEEK

MONDAY Matthew 8:5-10

What have you done to act on your belief in Jesus?

TUESDAY Matthew 9:29

What has your faith allowed God to do for you?

WEDNESDAY Matthew 17:20

What impossible thing in your life can you have faith in God for?

THURSDAY Acts 27:25

What has God told you that you can have faith in?

FRIDAY John 14:12

What are some things you hope you can do through faith?

SATURDAY Romans 1:12

How can you use your faith to encourage someone else?





The Israelites Cross the Jordan River

Joshua 3:1-4:24

Daily Challenge

Choose a way you'll remember and thank God for the things he's done for you.

- Write down a list of your favorite things God has done. Include things he's done in your life. Interview other people who know God to ask them about their favorite things God has done, too. Share this with your family to encourage them.
- At dinnertime, lead your family members in a prayer and have everyone at the table say one thing God has done for him or her that he or she is thankful for.
- Write a song that tells about some things God has done. Share the song with a friend.

Remember What God Has Done

WHAT GOD HAS DONE

Thanking God for what he's done.

Remember What God Has Done

Remember What God Has Done



BIBLE FOCUS (THE BASICS)

The big day had finally arrived! It was time for Joshua to lead the Israelites across the Jordan River and into the land God had promised to them. The river was at flood stage, but God had a plan. When the priests carried the Ark of the Covenant to the river, God stopped the waters and the priests stood in the middle of a dry riverbed! The Israelites crossed over on dry land to the Promised Land.

Then God told Joshua to choose 12 men (one from each tribe of Israel) to each pick up a stone from the middle of the river and to use the stones to make a monument in the new land. The monument would remind everyone of what God had done for the Israelites that day.

Bible Point: Remember what God has done.

Key Verse: "Give thanks to the Lord, call on his name; make known among the nations what he has done" (1 Chronicles 16:8).



Happy Memories

Sit down with your family, and together look at old photo albums. Recall your favorite family celebrations and trips, and talk about what made them special. Talk about the friends and relatives you remember while looking at the pictures. Then go back through the albums, and talk about how God has blessed your family through the years. Discuss how God has guided your family, helping you through hard times and blessing you with good times. Close with a family prayer in which each of you thanks God for one specific thing he has done.



THE WORD FOR THE WEEK

MONDAY

Genesis 9:16

In what ways can it help you to remember this covenant when you see a rainbow?

TUESDAY

Psalm 47

What's one way you can praise God for the things you remember he has done?

WEDNESDAY

Ephesians 2:8-9

How can you remember God's salvation today?

THURSDAY

Genesis 1:1-12

Why is it important to remember all the way back to the first things we know God did?

FRIDAY

Psalm 121

What can you remember about a time God protected you?

SATURDAY

2 Timothy 3:16-17

How can you use the Bible to remember what God has done? How can that change what you do?





God Gives Victory Over Jericho

Joshua 6:1-27

GOD'S MIGHTY HAND



On the palm of this hand, write about or draw pictures of the things you're worried or concerned about. After you've finished, find a partner and share with him or her some of the things you're worried about. Pray together that you will be able to give God those things and that you'll see his power to help you.



BIBLE FOCUS (THE BASICS)

It was a crazy plan, but God told Joshua just what the Israelites needed to do. So they did it! Joshua and the Israelites marched around the city of Jericho one time every day for six days. After marching around the city each day, they went back to their camp to rest. The people inside the city probably thought they were crazy! On the seventh day, the Israelites marched around the walls of Jericho seven times. After the seventh time, the trumpets sounded one long blast, and the people shouted. Then the walls collapsed! The strong and sturdy walls surrounding the city of Jericho crumbled to the ground! The Israelites charged in and took control of the city. God gave the Israelites victory over Jericho. Maybe it wasn't such a crazy plan after all!

Bible Point: God's power works for good.

Key Verse: "Humble yourselves, therefore, under God's mighty hand, that he may lift you up in due time. Cast all your anxiety on him because he cares for you" (1 Peter 5:6-7).



FAMILY FUN Walls of Jericho

Gather together graham crackers, marshmallow creme, and chocolate bars. As a family, build the walls of Jericho using these food

items. Talk about some of the "walls" that divide families. For example, walls are built up in the family when family members stay angry with one another instead of resolving a conflict. Name-calling also builds up walls among family members. When the wall has been built, talk about the Bible passage or have someone read Joshua 6:12-16, 20.

Remind everyone that even the toughest walls will crumble when God uses his power. Have everyone say one way that God is powerful. As they give their answers, family members each may take off part of the wall and eat it! Do this until the wall is gone or you can't eat anymore!

JERICHO

Daily Challenge

Choose a way to help you remember that God's power works for good in your life.

- Every time you worry about something, write it down on a piece of paper. Then throw it away, asking God to take that worry away.
- Whenever you use a TV, microwave, or radio, thank God for all the ways he uses his power for good.
- Read the headlines of a news website that your parents trust. Pray for the situations that you read about. Ask God to use his power for good in each of those situations.

THE WORD FOR THE WEEK

MONDAY Acts 4:33

In what ways did God's power work for good through the apostles?

TUESDAY Romans 1:20

In what ways has God's power always been working for good?

WEDNESDAY Psalm 104:1-9

In what ways does God's power do good through creation?

THURSDAY 2 Corinthians 5:17


In what ways does God show his power when people become Christians?

FRIDAY Mark 16:4-7

In what ways did God show his power in Jesus' resurrection?

SATURDAY 2 Corinthians 12:9-10

In what ways does God show his power through our problems and struggles?





Dear Parents,

Your family is important to our church, and we want to support your role as spiritual leader to your child.

In our effort to provide the highest quality Christian education, we are using **FaithWeaver NOW**® Sunday school. FaithWeaver NOW makes Bible learning fun by using a variety of active experiences to help students learn in the ways they learn best.

FaithWeaver NOW also helps people of all ages “weave faith into life” by applying the Bible to their lives throughout every week. With FaithWeaver NOW, students walk through the Bible over the course of three years.

Research shows that the most powerful influence on children’s faith development is the conversation about faith that takes place in the home. We want to partner with you in your child’s Christian education.

With the resources that are part of FaithWeaver NOW, you can make a huge contribution to your child’s Christian growth by leading activities and discussions that help make connections and apply what’s learned at church to daily life. That’s why every week your child will receive a take-home page that includes ideas for family discussions and activities that will help cement what your child learns at church.

All FaithWeaver NOW resources—for infants through adults—explore the same Bible passage each week, making it easier for you to help your family grow in faith together.

This quarter, we hope you’ll find encouragement in your role as a parent and a spiritual leader to your child. May these tools serve to remind you how important you are in your child’s life—and how blessed you are to be entrusted with this awesome responsibility!

God bless you,

Your **FaithWeaver NOW** Church



The FaithWeaver NOW Student Book is woven into every lesson to provide an essential transformative experience that makes the Bible unforgettable.

BONUS...every Student Book includes weekly take-home activities!

**FALL 2024
SUNDAY SCHOOL**

**GRADES 3&4
STUDENT BOOK**

This quarter you'll explore these Bible passages:

| | BIBLE CONTENT/SCRIPTURE | KEY VERSE | BIBLE POINT |
|---------|---|---|---|
| WEEK 1 | The Israelites Cross the Red Sea (Exodus 13:17-14:31) | "He restores my soul. He guides me in paths of righteousness for his name's sake. Even though I walk through the valley of the shadow of death, I will fear no evil, for you are with me; your rod and your staff, they comfort me" (Psalm 23:3-4). | God helps us when we're afraid. |
| WEEK 2 | God Sends Quail and Manna (Exodus 16:1-26) | "You prepare a table for me in the presence of my enemies. You anoint my head with oil; my cup overflows. Surely goodness and love will follow me all the days of my life, and I will dwell in the house of the Lord forever" (Psalm 23:5-6). | God gives us what we need. |
| WEEK 3 | God Provides Water (Exodus 17:1-7) | "The Lord is my shepherd, I shall not be in want. He makes me lie down in green pastures, he leads me beside quiet waters" (Psalm 23:1-2). | God is patient with us. |
| WEEK 4 | God Gives the Ten Commandments (Part 1) (Exodus 19:16-20:21) | "Love the Lord your God with all your heart and with all your soul and with all your strength. These commandments that I give you today are to be upon your hearts" (Deuteronomy 6:5-6). | Honor God by obeying him. |
| WEEK 5 | God Gives the Ten Commandments (Part 2) (Exodus 19:16-20:21) | " 'Do not murder, do not commit adultery, do not steal, do not give false testimony, honor your father and mother,' and 'love your neighbor as yourself' " (Matthew 19:18-19). | God tells us how to respect others. |
| WEEK 6 | The Israelites Worship a Golden Calf (Exodus 32:1-25) | "I am the Lord your God, who brought you out of Egypt, out of the land of slavery. You shall have no other gods before me" (Exodus 20:2-3). | Only God deserves our worship. |
| WEEK 7 | The Israelites Build the Tabernacle (Exodus 35:4-36:38) | "And whatever you do, whether in word or deed, do it all in the name of the Lord Jesus, giving thanks to God the Father through him" (Colossians 3:17). | We all can serve God. |
| WEEK 8 | Moses Sends Spies Into the Promised Land (Numbers 13:1-14:23) | "Therefore, my dear brothers, stand firm. Let nothing move you. Always give yourselves fully to the work of the Lord, because you know that your labor in the Lord is not in vain" (1 Corinthians 15:58). | Be brave for God. |
| WEEK 9 | Balaam's Donkey Talks (Numbers 22:1-38) | "Come and see what God has done, how awesome his works in man's behalf!" (Psalm 66:5). | Pay attention to God. |
| WEEK 10 | Joshua Becomes Leader of Israel (Joshua 1:1-11) | "Have I not commanded you? Be strong and courageous. Do not be terrified; do not be discouraged, for the Lord your God will be with you wherever you go" (Joshua 1:9). | God is with us. |
| WEEK 11 | Joshua Sends Spies to Jericho (Joshua 2:1-24) | "And without faith it is impossible to please God" (Hebrews 11:6). | We can have faith that God will do big things in our lives. |
| WEEK 12 | The Israelites Cross the Jordan River (Joshua 3:1-4:24) | "Give thanks to the Lord, call on his name; make known among the nations what he has done" (1 Chronicles 16:8). | Remember what God has done. |
| WEEK 13 | God Gives Victory Over Jericho (Joshua 6:1-27) | "Humble yourselves, therefore, under God's mighty hand, that he may lift you up in due time. Cast all your anxiety on him because he cares for you" (1 Peter 5:6-7). | God's power works for good. |

ISBN 978-1-4707-7510-0



9 781470 775100

Printed in the U.S.A.

© Group Publishing, Inc.
1515 Cascade Ave., Loveland, CO 80538
group.com

