



FAITHWEAVER[®]

Weaving faith into today's families **NOW**



My Bible Fun

**FALL 2024
SUNDAY SCHOOL**

**GRADES 1 & 2
STUDENT BOOK**

Group

FAITHWEAVER

Weaving faith into today's families **NOW**[®]

MY BIBLE FUN



**FALL
SUNDAY SCHOOL**

**GRADES 1 & 2
STUDENT BOOK**

Group

Group resources really work!

This Group resource incorporates our R.E.A.L. approach to ministry. It reinforces a growing friendship with Jesus, encourages long-term learning, and results in life transformation, because it's:



Relational

Person-to-person interaction enhances spiritual growth and builds Christian friendships.

Experiential

What we experience through action and discussion sticks with us up to 9 times longer than what we simply hear or read.

Applicable

The aim of ministry is to equip people to be both hearers and doers of God's Word.

Lifelong

Experiences transform the heart, moving faith beyond the walls of church and into everyday life for years to come.

Group

FaithWeaver NOW® Bible Curriculum, Grades 1 & 2 Student Book: My Bible Fun, Fall

Copyright © 2000 and 2015 Group Publishing, Inc.n

All rights reserved. No part of this book may be reproduced in any manner whatsoever without prior written permission from the publisher, except where noted in the text and in the case of brief quotations embodied in critical articles and reviews. For information, visit group.com/permissions.

Visit our website: group.com/sunday-school

Credits

Contributing Authors: Debbie Gowensmith, Donna Simcoe, Amy Simpson

Editors: Erica L. Feucht, Scott Firestone IV, Jennifer Hooks, Stephanie Martin, Jessica Sausto, Owen Shattuck, Ali Thompson, Christine Yount Jones

Copy Editors: Lyndsay Gerwing, Becky Helzer, Andrea Zimmerman

Chief Creative Officer: Joani Schultz

Cover Design and Art Director: Jeff Spencer

Interior Design Team: Jared Bigham, Jeff Brunacci, Kate Elvin, Suzi Jensen, Randy Kady, Rebecca Swain

Illustrators: Sarah Biese, Stephanie Britt, Mernie Cole, Shelley Dieterichs-Morrison, Alan Flinn, Ben Mahan

Cover Photographer: © iStockphoto.com/vnosokin

All Scripture quotations, unless otherwise indicated, are taken from the Holy Bible, New International Version®, NIV®. Copyright © 1973, 1978, 1984 by Biblica, Inc.™ Used by permission of Zondervan. All rights reserved worldwide. www.zondervan.com

ISBN 978-1-4707-7509-4

Printed in the United States of America.

001 USA 0524

The Israelites Cross the Red Sea

Exodus 13:17-14:31

What I learned today:

Bible Time: Exodus 13:17-14:31

The Israelites were finally leaving Egypt! They were free! But wait...why weren't they going straight to the Promised Land? God knew why. If the Israelites had to fight the Egyptians, they'd get scared and go back to Egypt. Instead, God took them on a long journey to the Red Sea. Then the Egyptians started chasing the Israelites. The Red Sea loomed in front of them, and there was nowhere to go. The Israelites were scared and started to whine to Moses: "Why'd you bring us here to die? We should've stayed in Egypt!" But God was with the Israelites, and through his power he showed his glory to Pharaoh and the Egyptians. God parted the Red Sea, and the Israelites crossed on dry land! When the Egyptians tried to chase the Israelites across, God made the water crash down on them! The Israelites had reason to be afraid, but God proved to them he could help! If he could do something big like parting the Red Sea to help the Israelites, don't you think he could help you, too?

Bible Point: God helps us when we're afraid.

Key Verse: "I will fear no evil, for you are with me; your rod and your staff, they comfort me" (Psalm 23:4).

God's Pillars



HomeConnect®



Fear Catcher Have each family member write or draw a picture of a time God helped when he or she was afraid. Decorate an old shoe box with colorful

wrapping paper. Then have family members put the papers they wrote or drew on inside the box. Have an adult either write or help a child write the Key Verse from this lesson and tape it to the top of the box as a reminder that God helps us when we're afraid. Each time someone in your family faces a fear and remembers that God is right there to help, have that person write or draw about what happened. Then put that paper in your Fear Catcher box. Soon your box will be full of memories of times God has helped you when you were afraid.



- ⓐ What are the things that scare you the most?
- ⓐ When has God helped you to not be afraid?
- ⓐ How can you help each other remember that God is with you when you're afraid?

Daily Challenges

Today kids committed to one of the following Daily Challenges. Help your child weave faith into life this week and follow through on his

or her challenge! (Have kids circle their choice below.)

- Tell a parent one thing you're afraid of, and then tell him or her that God wants us to trust him when we're afraid.
- Draw a picture of something that makes you afraid, and then ask God to help you trust him when you're afraid.
- Before you go to bed, tell a parent what happened in this week's Bible passage. Remember that you can trust God to take care of you in the dark.



My Bible Fun
Lesson
2


God Sends Quail and Manna

Recipe

Quail and Manna

Exodus 16:1-26

My Cup
Overflows



What I learned today:

Bible Time: Exodus 16:1-26

The Israelites had reached a place called the Desert of Sin. They were tired and hungry, and they started complaining. They told Moses and Aaron that they had plenty of food to eat in Egypt, and now they were afraid they were going to die in the desert! They were wishing they had stayed in Egypt, even though they had been slaves there!

But do you know what God did? He made it rain bread from heaven every morning, and then he sent these birds called quail every evening. But he sent only enough for one day at a time, so the Israelites had to trust God every single day to provide their food for them. And God did it! Don't you think God will provide what you need every day, too?

Bible Point: God gives us what we need.

Key Verse: "You prepare a table before me in the presence of my enemies. You anoint my head with oil; my cup overflows" (Psalm 23:5).



- Ⓢ What are some things we need?
- Ⓢ How do we get the things we need?
- Ⓢ Tell about a time God provided something we needed.



Overflowing Cup

Place a cup on a pie tin in the center of the table, and fill the cup two-thirds full of water. Set a bag of marbles on the table. As family members sit around

the table, have each person tell something that God provides for your family and drop a marble into the cup. Keep adding marbles until the water flows over the top of the cup. Then have the person who added the marble that caused the overflow lead the family in thanking God for providing for their needs.

Daily Challenges

Today kids committed to one of the following Daily Challenges. Help your child weave faith

into life this week and follow through on his or her challenge! (Have kids circle their choice below.)

- Every night this week, pray and thank God for God for something he's given you.
- When your mom or dad comes home from work, give her or him a big hug, and thank God for giving you a wonderful family.
- Make up motions to a praise song, and praise God for his gifts.

My Bible Fun
Lesson

3

God Provides


Water

Exodus 17:1-7

Negative Positive
Picture



Growth-Chart Banner



What I learned today:

Bible Time: Exodus 17:1-7

The Israelites had been traveling a long time. It was hot, and they were thirsty. And there was no water to drink. So they complained to Moses. Boy, did they complain! Moses got tired of listening to all that complaining. When he went to God, God told Moses he would provide water for the people. So Moses did what God told him: He struck a rock with his staff, and water appeared from the rock! God had done another miracle! And he had shown his patience with the people, even when they complained. The people had all the water they needed!

Bible Point: God is patient with us.

Key Verse: "The Lord is my shepherd, I shall not be in want. He makes me lie down in green pastures, he leads me beside quiet waters" (Psalm 23:1-2).



- @ What do you think about how God responds to us when we complain?
- @ What are some ways we can show God we trust him to be our shepherd?
- @ How has our family experienced God's patience?



Daily Challenges

Today kids committed to one of the following Daily

Challenges. Help your child weave faith into life this week and follow through on his or her challenge! (Have kids circle their choice below.)

- Every time you see a clock, thank God for his patience.
- Ask an adult to tell you about a time God was patient with him or her.
- The next time you're in a hurry, remember that God is always patient with us, and we can be patient, too.



Thirsty Hike

Go on a family hike. Bring along plenty of water. When someone asks for water, stop and talk about how it feels to be thirsty. Let everyone drink as much water as they want, and talk about what a blessing it was that God was patient with the Israelites and provided water for them.



God Gives the Ten Commandments

EXODUS 19:16-20:21



What Can I Do?



Commandment Circles



What I learned today:

Bible Time: Exodus 19:16–20:21

God really knows how to get people's attention! Smoke, fire, trumpets sounding! Wow! Can you imagine what Moses and Aaron must have thought about being so close to God? And what about the Israelites at the bottom of the mountain? They must have wondered what was going on. And then God spoke! He told Moses what the Israelites needed to do to honor him.

Now the Israelites knew that God should be first in their lives. Is God first in your life? Now you know what to do to put him in that place of honor.

Bible Point: Honor God by obeying him.

Key Verse: "Love the Lord your God with all your heart and with all your soul and with all your strength" (Deuteronomy 6:5).



All Our Hearts Bake heart-shaped sugar cookies, and decorate them with ways to honor God. For example, you could decorate one heart with the word *praise* and another with the word *Bible*. Then when a family member eats one

of the cookies, he or she can do something that relates to what is written on the cookie. For example, if a family member chooses the cookie that says "Bible," he or she can read a Bible verse and then eat the cookie.



Daily Challenges

Today kids committed to one of the following Daily Challenges. Help your child weave faith into life this week and follow through on his or her challenge! (Have kids circle their choice below.)

- Each morning when you wake up, ask God to help you obey him that day.
- Take a day this week to spend with God and your family. Don't do any chores that day—just enjoy your time with each other.
- Choose an activity or thing you think might be an idol in your life. Give up that activity or object for a day, and pray to God, telling him you'll worship only him.



- Ⓢ Explain what's first in your life.
- Ⓢ How can we keep the Sabbath holy?
- Ⓢ How do we honor God?

God Gives the Ten Commandments

Exodus 19:16-20:21



In-class Activity

Directions: Draw a picture of one way you'll show respect to someone this week.

I will
Respect
Others



Ten Commandments Club



In-class
Activity

Join the
Club!

What I learned today:

Bible Time: Exodus 19:16–20:21

The last six commandments God gave Moses instructed the Israelites how to respect others. The Israelites must have needed to know these things, since God made a pretty big deal out of telling Moses what they were. We need to know them, too! So, to refresh your memory, here they are—don't murder, don't commit adultery, don't steal, don't lie, honor your father and mother, and don't covet what your neighbor has. Seems like there is a lot involved in respecting others, but if you follow God's commandments, guess what! You'll be respecting others!

Bible Point: God tells us how to respect others.

Key Verse: "Do not murder, do not commit adultery, do not steal, do not give false testimony, honor your father and mother, and love your neighbor as yourself" (Matthew 19:18–19).



Day of Respect


Have each family member take a slip of paper and write down one way he or she would like to be shown respect by other family members. Place all the slips of paper in a bag. Then each morning at breakfast, have one family member pull out one slip of paper. The rest of the family must do everything they can to show respect to the person named in the way that person specified. Each day a different family member's paper will be drawn, and it will be his or her Day of Respect!



Today kids committed to show respect to someone in the way they drew on the "I Will Respect Others" section on the front of this page. Help your child weave faith into life this week and follow through on his or her challenge!



- Ⓢ Tell about someone you respect the most.
- Ⓢ How have others shown you respect?
- Ⓢ How do we respect others?



The Israelites Worship a Golden calf

Exodus 32:1-25

Why We Worship

What God Has Done for Me

A large rectangular area with a red scalloped border, intended for writing. It contains faint yellow geometric shapes: a square with a spiral, a square with a zigzag, and a diamond with a spiral. There are also green swirls in the bottom corners.

What I learned today:

Bible Time: Exodus 32:1-25

When Moses was meeting with God on Mount Sinai, the Israelites got tired of waiting for him to return. In fact, they thought he might never come back! They decided to continue on their journey, but they wanted a new god to lead them on the way. So Aaron, Moses' brother, collected their gold earrings and melted them down. Then he used the gold to create a statue of a baby cow for them to worship. The people worshipped the golden calf, even though it wasn't God. When Moses returned from the mountain, he was very angry. The golden calf didn't deserve the people's worship! Only God did!

Bible Point: only God deserves our worship.

Key Verse: "You shall have no other gods before me" (Exodus 20:3).

Daily Challenges

Today kids committed to one of the following Daily Challenges. Help your child weave faith into life and

follow through on his or her challenge! (Have kids circle their choice below.)

- Sing a song to God each night before you go to bed.
- Teach a friend or neighbor a worship song, and then worship God together.
- Pray with your family members at dinnertime, and ask God to give you each a sincere heart to worship him.



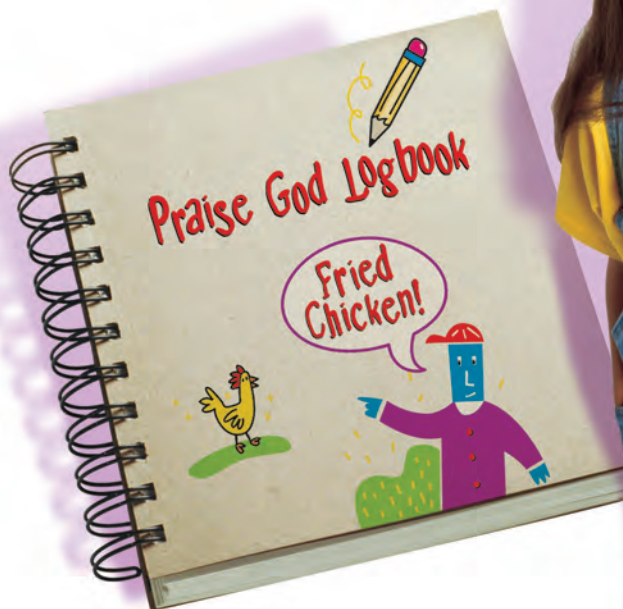
Worship Walk Go for a family walk. Along the way, call out as many reasons as possible for worshipping God. For example, you might call out such reasons as sunshine, air, friends, food,

and animals. Have someone write down your answers. When you get home, have a family worship time, praising God for the wonderful blessings he gives us.



@ Why do you worship?

- @ What things might get in the way of you worshipping God?
- @ How can our family worship God in a special way this week?



My Bible Fun
Lesson
7

The
Israelites

Build the
Tabernacle

Exodus 35:4-36:38



In All
You Do



Service
Toolbox



What I learned today:

Bible Time: Exodus 35:4–36:38

God wanted the Israelites to know that he was always with them. So God told them to create a Tabernacle that would be his dwelling place. The priests would make offerings to God in the Tabernacle. So all the people did what they could to help build the Tabernacle. They all had different skills, but they worked together to create a beautiful place for God!

Bible Point: We all can serve God.

Key Verse: "And whatever you do, whether in word or deed, do it all in the name of the Lord Jesus" (Colossians 3:17).



- @ How can we serve God?
- @ What are some skills the Israelites could use in building the Tabernacle?
- @ What special gifts does our family have that we can use to honor God?

Daily Challenges

Today kids committed to one of the following Daily Challenges. Help your child weave faith into life and follow through on his or her challenge! (Have kids circle their choice below.)

- Ask a parent to help you donate some of your clothes to a local shelter, and thank God for helping you serve him.
- Help your mom or dad set the table for dinner, and tell her or him that God wants us to serve him.
- Invite a new friend to church with you, and let him or her know that God loves us all.



Name That Service Work together to create T-shirts for the entire family. Decorate T-shirts with your names and anything else you want to. Then take turns writing on each other's T-shirts descriptions of the special ways each person can serve God.



Moses Sends Spies Into the Promised Land

Numbers 13:1-14:23

Be Brave
For God!



What I learned today:

Bible Time: Numbers 13:1–14:23

When the Israelites finally got to Canaan, God told Moses to send some spies into the land to see what it was like. So Moses sent 12 men. When the spies returned, they told Moses and the people that Canaan was a beautiful place! But most of the spies were afraid because the people in Canaan were big and tall. And they had cities with large walls. Those spies told Moses and the people they never could move into Canaan. But two of the spies, Caleb and Joshua, reminded the people that God was on their side, so they could win any fight! The people listened to the spies who weren't loyal to God. So God told them they would never get to go to the Promised Land. Only Joshua and Caleb would get to go.

Bible Point: Be brave for God.

Key Verse: "Therefore, my dear brothers, stand firm. Let nothing move you" (1 Corinthians 15:58).



Today kids committed to one of the following Daily Challenges. Help your child weave faith into life this week and follow through on his or her challenge! (Have kids circle their choice below.)

- Lead your family in a prayer, asking God to help each of you be brave for him—no matter what!
- Read Daniel 6 with a parent, and discuss ways you can be brave for God in your own life.
- Tell a friend who doesn't know God why you follow God.



Stand-Up Snapshots

As a family, look through an album of old family pictures. Look for pictures that depict times someone in the family stood up for

someone else or was loyal to someone else. Maybe you'll see a picture of an old friend that you stood up for one time. Or maybe you'll find a picture of a sports team in which members had to be loyal to each other and stick together in order to win.

Then talk about times members of your family were brave for God or showed loyalty to God. Tell stories about those times. Then have each member of your family talk about times it's hard to be brave for God. After everyone has shared, pray together for each person in your family. Ask God to give each of you the courage to be brave for him every day.



- @ What does it mean to be brave for God?
- @ Why might've the Israelites listened to the spies who weren't loyal to God?
- @ What are some situations our family faces that test our loyalty to God?



My Bible Fun
Lesson

9

Balaam's Donkey

TALKS

Numbers 22:1-38

Thank-You
Card

Thank You,
God!





Family Stories

Plan and host a family reunion. Ask everyone to bring a story or evidence of something amazing God has done in the family—a way God has shown his power. Be sure to collect stories from people who can't attend. At the reunion, share the stories and rejoice in what God has done! You may want to have someone compile the stories and distribute them to family members.



- ② Why do you think God does amazing things?
- ② What do you think of how God made the donkey talk?
- ② What amazing things has God done in our family?

Daily Challenges

Today kids committed to one of the following Daily Challenges. Help your child weave faith into life and follow through on his or her challenge! (Have kids circle their choice below.)

- When you're in the car, instead of listening to the radio, listen for God. Remember that God speaks to us no matter where we are.
- Use a megaphone or microphone to tell your family members about God's amazing power and how we can follow God when we pay attention to him.
- With a parent, read about some of the amazing things Jesus did in Luke 9. Then ask your parent to tell about something amazing God's done in his or her life.


What I learned today:

Bible Time: Numbers 22:1-38

When the Israelites camped near his land, the king of Moab was afraid. He saw how many Israelites there were and figured there was no way he could defeat them and drive them away. So he asked a man named Balaam to come and say bad things about the people for him. God told Balaam not to go, but when the Moabites wouldn't leave Balaam alone, God said he could go but could only say what God told him to say. While Balaam was traveling to Moab, God sent an angel to remind Balaam of what God had said. When Balaam's donkey saw the angel, it stopped three times. Balaam hit his donkey for stopping, and then God made Balaam's donkey talk to him! When Balaam finally realized the angel was blocking the way, he understood that he could say only what God told him to say.

Bible Point: Pay attention to God.

Key Verse: "Come and see what God has done, how awesome his works in man's behalf!" (Psalm 66:5).



My Bible Fun
Lesson
10

Joshua Becomes LEADER of Israel

Joshua 1:1-11

Joshua's
FEELINGS





- @ What are some ways God can help us accomplish his plans?
- @ How do you think Joshua felt about his new responsibilities as leader of the Israelites?

@ How can our family remember that God is always with us?

Daily Challenges

Today kids committed to one of the following Daily Challenges. Help your child weave faith into life this week and follow through on his or her challenge! (Have kids circle their choice below.)

- Each morning, thank God that he's always with you, helping you accomplish his plans for your life.
- Draw a picture of God standing next to you. Whenever you're scared, hurt, or unsure, look at it and remind yourself that God's with you.
- Look for amazing things God does this week, and when he does, talk about them with your family and record them in a special book that you can look back at as a reminder that God's with you.



Everyday Reminders

As a family, shop for necklaces or bracelets that will remind you that God is always with you. For example, you may find cross

necklaces or woven bracelets. Buy one for each member of the family, and commit to wearing them as reminders of God's constant presence. If you'd rather, use yarn or lacing material to braid your own bracelets or necklaces. You could also string beads to make your jewelry. As you string each bead, think of a plan that God has helped or will help you accomplish.

What I learned today:

Bible Time: Joshua 1:1-11

After Moses died, the Israelites needed a new leader. So God told Joshua he was the new leader. Joshua must have wondered how he would fill Moses' shoes! But God reminded Joshua he was with him. And God promised he would always be with him. So Joshua could have courage, knowing God was always with him helping him accomplish God's plans!

Bible Point: God is with us.

Key Verse: "God will be with you wherever you go" (Joshua 1:9).



Joshua Sends Spies to Jericho

Joshua 2:1-24

God Wants You!

I Want _____ to Have Faith!

"And without faith it is impossible to please God" (Hebrews 11:6).

What I learned today:

Bible Time: Joshua 2:1-24

Even though Rahab had only heard about God and the wonderful things he'd done for the Israelites, she believed in God. She believed that God would give her city, Jericho, to the Israelites. Because of her faith, Rahab wanted to help when Israelite spies came to her house. She hid the spies when Jericho's king looked for them, and she told them where to go to be safe. In return for her help, the spies told her to hang a red cord in her window. The red cord would be a sign to show the Israelites where her family was. When the Israelites came to take the city, Rahab and her family would be protected.

Bible Point: We can have faith that God will do big things in our lives.

Key Verse: "And without faith it is impossible to please God" (Hebrews 11:6).



Today kids committed to one of the following Daily Challenges. Help your child weave faith into life this week and follow through on his or her challenge! (Have kids circle their choice below.)

- Tell a friend about a time God did something big in your life.
- Say a prayer and tell God that you have faith in him, and ask him to do big things in your life.
- Ask your mom or dad to help you take a plate of cookies to a neighbor, and then tell your neighbor about your faith in God.



- ⓐ What happens when we have faith?
- ⓐ What are some things that help you to have faith in God even though you don't see God?
- ⓐ How can our family show God that we have faith?



Signs of Faith Show your family the sun catcher you made at church. Tell your family how your sun catcher reminds you to have faith. Have family members use either red cellophane or red paper to make their own sun catchers and then hang them in a window as Rahab hung the red cord in her window.

Rahab Hides the Spies Play the version of Hide-and-Seek you played at church. Have one family member be Rahab and at least one family member be a spy. Rahab should help hide the spy. Then have at least one family member play the king's men and look for the spy. Rahab's job is to try to misdirect the king's men so they won't find the spy.



The Israelites Cross the Jordan River



Joshua 3:1-4:24

Memory Book

Directions: Cut out the book. Fold the top half of the book down away from you, and fold the left half of the book behind the right.



God has helped me.

God has helped
my family.

Thank you, God!

MEMORY BOOK

"Give thanks to the Lord,
call on his name; make
known among the nations
what he has done"
(1 Chronicles 16:8).

What I learned today:

Bible Time: Joshua 3:1–4:24

When the Israelites came to the Jordan River, it was way too high and way too deep to cross. But God helped the Israelites. God stopped the flow of the river so all the Israelites could cross.

God wanted everyone to remember what he had done for the Israelites. God told them to build a special pile of rocks from the river so that their children and their children's children would remember that God loved them and helped them cross the Jordan River.

Bible Point: Remember what God has done.

Key Verse: "Give thanks to the Lord, call on his name; make known among the nations what he has done" (1 Chronicles 16:8).



Memory Book Show your family the Memory Book you made. Tell your family why it's important to remember what God has done. Then have each person write on

each page of your Memory Book something he or she wants to remember that God has done. Pray together, thanking God for what he's done.

Mashed-Potato Memories The Israelites used a pile of stones to remember how God had helped them. Today people might make a monument instead. Have your family create monuments with mashed potatoes to show what God has done! You can use a spoon and a butter knife to make pictures and yummy statues.



Today kids committed to one of the following Daily Challenges. Help your child weave faith

into life this week and follow through on his or her challenge! (Have kids circle their choice below.)

- Create a thank-you card for God, listing all the things God has done for you.
- At dinnertime, lead your family members in a prayer, and have everyone at the table say one thing God has done for them that they're thankful for.
- When someone praises you for something you do, thank the person, and then remember God by sharing how thankful you are God gave you the skill or talent to be able to do that thing.



- @ What has God done for our family?
- @ How does it help us to remember what God has done for us?
- @ How does our family thank God for what he has done?




God Gives Victory over Jericho


Joshua 6:1-27

Power Prayers

Charged With God's Power



Directions: Cut out the battery. Then cut a slit where indicated near the bottom of the battery. Also cut out the green charge level indicator strip. Slide the green strip into the slit from the back of the battery. You can slide the charge level up or down.



God's mighty hand cares for you
(adapted from
1 Peter 5:7).

What I learned today:

Bible Time: Joshua 6:1-27

When the time came for the Israelites to conquer the city of Jericho, God gave them strange instructions. They weren't to attack the high-walled city with tools or weapons. Instead, they were to walk around the city once a day for six days while the priests blew trumpets. Then, on the seventh day, the Israelites were to walk around the city seven times while the priests blew trumpets and then give a loud shout.

The Israelites trusted God, so they obeyed the strange instructions. Because they relied on God's power instead of their own power, the walls of Jericho fell!

Bible Point: God's power works for good.

Key Verse: "Cast all your anxiety on him because he cares for you" (1 Peter 5:7).



Jericho's Wall Use graham crackers and frosting to make a "wall of Jericho." The frosting can act as mortar for the graham-cracker "bricks." The wall doesn't have to be as tall and thick as the wall God knocked down! After you've built the wall, pretend to blow trumpets, give a loud shout, and knock down that wall. Then gobble it up!



- @ When have you relied on God's power instead of your own?
- @ How does God's power work in our lives?
- @ How can our family remember to depend on God's power?



Today kids committed to one of the following Daily Challenges. Help your child weave faith into life this week

and follow through on his or her challenge! (Have kids circle their choice below.)

- Each night before you go to bed, draw a picture of how God used his power to help you that day.
- Run around your front yard until you start to get tired, and then thank God for his power because when we are weak, he is strong!
- Whenever you use a TV, microwave, or radio, thank God for his power.





Dear Parents,

Your family is important to our church, and we want to support your role as spiritual leader to your child.

In our effort to provide the highest quality Christian education, we are using **FaithWeaver NOW**® Sunday school. FaithWeaver NOW makes Bible learning fun by using a variety of active experiences to help students learn in the ways they learn best.

FaithWeaver NOW also helps people of all ages “weave faith into life” by applying the Bible to their lives throughout every week. With FaithWeaver NOW, students walk through the Bible over the course of three years.

Research shows that the most powerful influence on children’s faith development is the conversation about faith that takes place in the home. We want to partner with you in your child’s Christian education.

With the resources that are part of FaithWeaver NOW, you can make a huge contribution to your child’s Christian growth by leading activities and discussions that help make connections and apply what’s learned at church to daily life. That’s why every week your child will receive a take-home page that includes ideas for family discussions and activities that will help cement what your child learns at church.

All FaithWeaver NOW resources—for infants through adults—explore the same Bible passage each week, making it easier for you to help your family grow in faith together.

This quarter, we hope you’ll find encouragement in your role as a parent and a spiritual leader to your child. May these tools serve to remind you how important you are in your child’s life—and how blessed you are to be entrusted with this awesome responsibility!

God bless you,

Your **FaithWeaver NOW** Church



The FaithWeaver NOW Student Book is woven into every lesson to provide an essential transformative experience that makes the Bible unforgettable.

BONUS...every Student Book includes weekly take-home activities!

**FALL 2024
SUNDAY SCHOOL**

**GRADES 1&2
STUDENT BOOK**

This quarter you'll explore these Bible passages:

	BIBLE CONTENT/SCRIPTURE	KEY VERSE	BIBLE POINT
WEEK 1	The Israelites Cross the Red Sea (Exodus 13:17-14:31)	"I will fear no evil, for you are with me; your rod and your staff, they comfort me" (Psalm 23:4).	God helps us when we're afraid.
WEEK 2	God Sends Quail and Manna (Exodus 16:1-26)	"You prepare a table for me in the presence of my enemies. You anoint my head with oil; my cup overflows" (Psalm 23:5).	God gives us what we need.
WEEK 3	God Provides Water (Exodus 17:1-7)	"The Lord is my shepherd, I shall not be in want" (Psalm 23:1).	God is patient with us.
WEEK 4	God Gives the Ten Commandments (Part 1) (Exodus 19:16-20:21)	"Love the Lord your God with all your heart and with all your soul and with all your strength" (Deuteronomy 6:5).	Honor God by obeying him.
WEEK 5	God Gives the Ten Commandments (Part 2) (Exodus 19:16-20:21)	"Do not murder, do not commit adultery, do not steal, do not give false testimony, honor your father and mother,' and 'love your neighbor as yourself' " (Matthew 19:18-19).	God tells us how to respect others.
WEEK 6	The Israelites Worship a Golden Calf (Exodus 32:1-25)	"You shall have no other gods before me" (Exodus 20:3).	Only God deserves our worship.
WEEK 7	The Israelites Build the Tabernacle (Exodus 35:4-36:38)	"And whatever you do, whether in word or deed, do it all in the name of the Lord Jesus" (Colossians 3:17).	We all can serve God.
WEEK 8	Moses Sends Spies Into the Promised Land (Numbers 13:1-14:23)	"Therefore, my dear brothers, stand firm. Let nothing move you." (1 Corinthians 15:58).	Be brave for God.
WEEK 9	Balaam's Donkey Talks (Numbers 22:1-38)	"Come and see what God has done, how awesome his works in man's behalf!" (Psalm 66:5).	Pay attention to God.
WEEK 10	Joshua Becomes Leader of Israel (Joshua 1:1-11)	"God will be with you wherever you go" (Joshua 1:9).	God is with us.
WEEK 11	Joshua Sends Spies to Jericho (Joshua 2:1-24)	"And without faith it is impossible to please God" (Hebrews 11:6).	We can have faith that God will do big things in our lives.
WEEK 12	The Israelites Cross the Jordan River (Joshua 3:1-4:24)	"Give thanks to the Lord, call on his name; make known among the nations what he has done" (1 Chronicles 16:8).	Remember what God has done.
WEEK 13	God Gives Victory Over Jericho (Joshua 6:1-27)	"Cast all your anxiety on him because he cares for you" (1 Peter 5:7).	God's power works for good.

ISBN 978-1-4707-7509-4



9 781470 775094

Printed in the U.S.A.

© Group Publishing, Inc.
1515 Cascade Ave., Loveland, CO 80538
group.com

